DICK CISCO 迪克电机

DICK CISCO 迪克电机

地址：广东省深圳市龙岗区平湖华南城5号馆A座
电话：0755-89632950　0755-89632951
传真：0755-89632953
Http://www.dikesike.com

深圳市迪克思科科技有限公司
SHEN ZHEN DICK CISCO TECHNOLOGY CO.,LTD

2012120102Z

(2012)国认监验字(15)号

ilac-MRA

检 测
CNAS L0606

企业简介

COMPANY PROFILE

迪克电机几十年来一直致力于电机小型化，智能化，精密化的研究和制造，在业界率先推出各类通用和专用型电机，带领行业产品的转型和发展。

近年来中国工业现代化和自动化发展迅猛，对自动化元件需求日益增加，亚洲市场有望成为全球第一大市场，为就近配合和服务中国及亚太市场，迪克电机带着几十年制造电机的经验和技术，引进全球先进的生产设备来到中国，选择全球电机制造中心之一的深圳为生产基地，工厂设备均为全自动数控设备，加工精度高，生产效率高、品质稳定，关键材料均从国外进口，保证产品运行安全、稳定、可靠。

主要产品Y2-YE3系列三相异步电动机，YD系列变极多速三相异步电动机，YEJ系列（DC）直流、（AC）交流制动三相异步电动机和变频三相三相异步电动机。

迪克电机将一如既往的为产业界提供，高品质、高精密、低能耗，小型化，智能化的传动精品。

目录 Catalogue contents

YE3/IE3 (GB1) 系列超高效三相异步电动机
SERIES SUPER PREMIUM EFFICIENCY THREE-PHASE ASYNCHRONOUS MOTOR

YE3 IE3

- IE3(GB1级)代号说明 IE3 DESIGNATION 2
- 技术参数 TECHNICAL DATA 3
- 安装及外形尺寸 MOUNTING AND OVERALL DIMENSIONS 4

结构分解图 STRUCTURE EXPLODED VIEW 6

YEJ

DC制动电动机概述
GENERALIZATION OF DC BRAKE MOTOR 8

YEJD

- 安装及外形尺寸 MOUNTING AND OVERALL DIMENSIONS 10

YEJ

- 安装及外形尺寸 MOUNTING AND OVERALL DIMENSIONS 11

AC制动电动机概述
GENERALIZATION OF AC BRAKE MOTOR 12

YEJA

- 技术参数 TECHNICAL DATA 15
- 安装及外形尺寸 MOUNTING AND OVERALL DIMENSIONS 16

整体式变频电机
INTEGRAL VARIABLE FREQUENCY MOTOR

- 性能数据 PERFORMANCE DATA 17

YVP系列变频调速专用三相异步电动机
YVP SERIES FREQUENCY-SPECIFIC THREE PHASE INDUCTION MOTOR

- 性能数据 PERFORMANCE DATA 18
- 安装及外形尺寸 MOUNTING AND OVERALL DIMENSIONS 18

Y3/IE1 系列三相异步电动机
SERIES THREE PHASE INDUCTION MOTOR

Y3 IE1

- IE1代号说明 IE1 DESIGNATION 20
- 技术参数 TECHNICAL DATA 21
- 安装及外形尺寸 MOUNTING AND OVERALL DIMENSIONS 25







YE3/IE3(GB1) 迪克电机 DICK CISCO

YE3/IE3(GB1) 系列超高效三相异步电动机

SERIES SUPER PREMIUM EFFICIENCY THREE-PHASE ASYNCHRONOUS MOTOR



>>> IE3(GB1级)代号说明 IE3 DESIGNATION

YE3 112M-4

- 极数 No.of poles
- 铁芯长度 Core length
- 机座号 Frame size
- IE3(GB1级能效)
- 高效电机代号 Efficient motor Code

YE3 200L-2

- 极数 No.of poles
- 铁芯长度 Core length
- 机座号 Frame size
- IE3(GB1级能效)
- 高效电机代号 Efficient motor Code

防护等级 MOTOR IDENTIFICATION SYMBOL

IP-5-5

- 防喷淋 Splashpeoof
- 防尘 Protecting against dust
- 国际防护表征字母 International protection symbol

冷却方式 COOLING METHOD

IC-411

- 全封闭自扇冷式 Totslly-enclosed fan-cooled type
- 国际冷却法 Intermational cooling symbol

>>> 技术参数 TECHNICAL DATA

型号 Type	额定功率 Rated Output		额定转速 Rated Speed rpm	效率 Efficiency η% (IE3)	效率75%负载 Efficiency at 75% load	效率50%负载 Efficiency at 50% load	功率因素 Power factor COSΦ	额定电流 Rated current A			额定转矩 Rated Torque Nm	堵转转矩/额定转矩 Ts/Tn	最大转矩/额定转矩 Tmax/Tn	堵转电流/额定电流 Is/In	重量 Weight kg
	Kw	HP						380	400	415					
SPEED 3000RPM 2-POLE 50HZ															
YE3-631-2	0.18	0.25	2720	72.1	72.1	71.1	0.80	0.53	0.5	0.48	0.61	2.2	2.2	5.5	8.2
YE3-632-2	0.25	0.37	2720	73.1	73.1	72.1	0.81	0.69	0.66	0.63	0.96	2.2	2.2	5.5	8.5
YE3-711-2	0.37	0.5	2740	76	76	75	0.81	0.99	0.94	0.91	1.26	2.2	2.2	6.1	9.6
YE3-712-2	0.55	0.75	2740	78.2	78.2	77.2	0.82	1.4	1.33	1.28	1.88	2.2	2.2	6.1	10.2
YE3-801-2	0.75	1	2880	80.7	80.7	79.1	0.83	1.70	1.62	1.56	2.49	2.3	2.3	6.8	11.6
YE3-802-2	1.1	1.5	2880	82.7	82.7	81.0	0.83	2.43	2.31	2.23	3.65	2.3	2.3	7.3	12.6
YE3-90S-2	1.5	2	2895	84.2	84.2	82.5	0.83	3.26	3.10	2.99	4.95	2.3	2.3	7.6	17.7
YE3-90L-2	2.2	3	2895	85.9	85.9	84.2	0.85	4.58	4.35	4.19	7.26	2.3	2.3	7.8	20.4
YE3-100L-2	3	4	2895	87.1	87.1	85.4	0.88	5.95	5.65	5.45	9.90	2.3	2.3	8.1	23.7
YE3-112M-2	4	5.5	2905	88.1	88.1	86.3	0.88	7.84	7.45	7.18	13.1	2.3	2.3	8.3	30.2
YE3-132S1-2	5.5	7.5	2930	89.2	89.2	87.4	0.88	10.6	10.1	9.75	17.9	2.2	2.3	8.0	52.9
YE3-132S2-2	7.5	10	2930	90.1	90.1	88.3	0.88	14.4	13.7	13.2	24.4	2.2	2.3	7.8	71.2
YE3-160M1-2	11	15	2945	91.2	91.2	89.4	0.90	20.4	19.3	18.6	35.7	2.2	2.3	7.9	111
YE3-160M2-2	15	20	2945	91.9	91.9	90.1	0.91	27.3	25.9	24.9	48.6	2.2	2.3	8.0	132
YE3-160L-2	18.5	25	2940	92.4	92.4	90.6	0.89	34.2	32.5	31.3	60.1	2.2	2.3	8.1	149
YE3-180M-2	22	30	2955	92.7	92.7	90.8	0.90	40.1	38.1	36.7	71.1	2.2	2.3	8.2	175
SPEED 1500RPM 4-POLE 50HZ															
YE3-631-4	0.12	0.17	1310	73.9	73.9	72.4	0.72	0.44	0.42	0.41	0.84	2.1	2.2	4.4	8.5
YE3-632-4	0.18	0.25	1310	76.2	76.2	74.8	0.73	0.62	0.59	0.57	1.26	2.1	2.2	4.4	8.9
YE3-711-4	0.25	0.37	1330	78.7	78.7	77.3	0.74	0.79	0.75	0.72	1.73	2.1	2.2	5.2	11.2
YE3-712-4	0.37	0.5	1330	80.7	80.7	79.2	0.74	1.12	1.06	1.02	2.54	2.1	2.2	5.2	11.8
YE3-802-4	0.75	1	1420	82.5	82.5	80.9	0.74	1.86	1.77	1.71	5.04	2.3	2.3	6.5	12.9
YE3-90S-4	1.1	1.5	1445	84.1	84.1	82.4	0.74	2.69	2.55	2.46	7.27	2.3	2.3	6.6	16.8
YE3-90L-4	1.5	2	1445	85.3	85.3	83.6	0.74	3.61	3.43	3.31	9.91	2.3	2.3	6.9	19.7
YE3-100L1-4	2.2	3	1435	86.7	86.7	85.0	0.78	4.94	4.70	4.53	14.6	2.3	2.3	7.5	25.5
YE3-100L2-4	3	4	1435	87.7	87.7	86.0	0.78	6.66	6.33	6.10	20.0	2.3	2.3	7.6	31.3
YE3-112M-4	4	5.5	1440	88.6	88.6	86.8	0.80	8.57	8.15	7.85	26.5	2.3	2.3	7.7	39.2
YE3-132S-4	5.5	7.5	1460	89.6	89.6	87.8	0.80	11.7	11.1	10.7	36.0	2.0	2.3	7.5	53.2
YE3-132M-4	7.5	10	1460	90.4	90.4	88.6	0.82	15.4	14.6	14.1	49.1	2.0	2.3	7.4	58.2
YE3-160M-4	11	15	1465	91.4	91.4	89.6	0.82	22.3	21.2	20.4	71.7	2.2	2.3	7.5	96.5
YE3-160L-4	15	20	1465	92.1	92.1	90.3	0.82	30.2	28.7	27.6	97.8	2.2	2.3	7.5	113
YE3-180M-4	18.5	25	1470	92.6	92.6	90.7	0.84	36.1	34.3	33.1	120.2	2.2	2.3	7.5	170
YE3-180L-4	22	30	1470	93.0	93.0	91.1	0.85	42.3	40.2	38.7	142.9	2.2	2.3	7.7	184
SPEED 1000RPM 6-POLE 50HZ															
YE3-711-6	0.18	0.25	850	71.0	71.0	69.6	0.66	0.74	0.7	0.68	1.91	1.9	2.0	4.4	9..0
YE3-712-6	0.25	0.37	850	73.9	73.9	72.5	0.68	0.95	0.9	0.87	2.65	1.9	2.0	4.0	9.5
YE3-801-6	0.37	0.5	885	76.2	76.2	74.8	0.7	1.3	1.23	1.19	3.93	1.9	2.0	4.7	12.3
YE3-802-6	0.55	0.75	885	78.7	78.7	77.3	0.71	1.78	1.69	1.63	5.84	1.9	2.0	4.7	13.5
YE3-90S-6	0.75	1	935	78.9	78.9	75.9	0.71	2.37	2.28	2.17	7.66	2.1	2.1	5.8	23.8
YE3-90L-6	1.1	1.5	945	81.0	81.0	79.4	0.71	2.99	2.84	2.74	11.1	2.1	2.1	5.9	26.6
YE3-100L-6	1.5	2	949	82.5	82.5	80.9	0.75	4.00	3.8	2.67	15.1	2.1	2.1	6.0	33.5
YE3-112M-6	2.2	3	955	84.3	84.3	82.6	0.76	5.58	5.31	5.11	22.0	2.1	2.1	6.0	38.3
YE3-132S-6	3	4	968	85.6	85.6	83.9	0.76	7.50	7.12	6.87	29.6	2.0	2.1	6.2	54.1
YE3-132M1-6	4	5.5	968	86.8	86.8	85.1	0.77	9.86	9.37	9.13	39.5	2.0	2.1	6.8	68.9
YE3-132M2-6	5.5	7.5	968	88.0	88.0	86.2	0.77	12.7	12	11.6	54.3	2.0	2.1	7.1	72.4
YE3-160M-6	7.5	10	970	89.1	89.1	87.3	0.78	16.6	15.8	15.2	73.8	2.1	2.1	6.7	118
YE3-160L-6	11	15	970	90.3	90.3	88.5	0.81	23.4	22.3	51.5	108.3	2.1	2.1	6.9	147
YE3-180L-6	15	20	978	91.2	91.2	89.4	0.81	30.8	29.3	28.2	146.5	2.0	2.1	7.2	163

YE3/IE3(GB1) 迪克电机 DICK CISCO

>>> 安装及外形尺寸 MOUNTING AND OVERALL DIMENSIONS

IM B3 H63-180

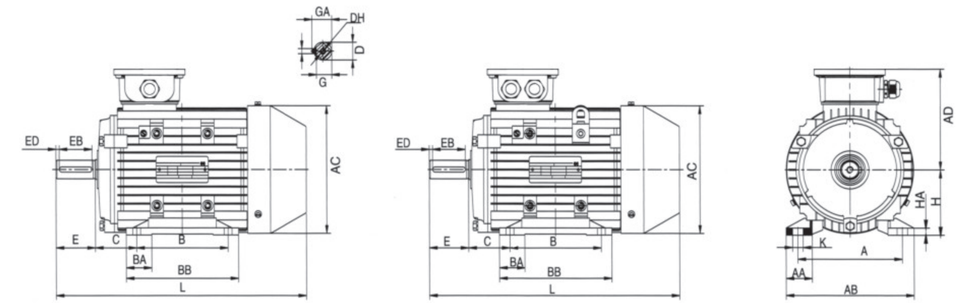

63-90 100-180

型号 Type	A	AA	AB	AC	AD	B	BA	BB	C	D	DH	E	EB	ED	F	G	GA	H	HA	K	L
63	100	31	125	116	87	80	22	80	40	11	M4X12	23	18	2.5	4	8.5	12.5	63	7	6X10	215
71	112	33	140	130	99	90	27	90	45	14	M5X12	30	28	.2.5	5	11	16	71	7	6X12	240
80	125	35	157	158	129	100	31	125	50	19	M6X16	40	30	5	6	15.5	21.5	80	8	10X14	290
90S	140	37	173	175	140	100	31.5	125	56	24	M8X19	50	40	5	8	20	27	90	10	10X14	325
90L	140	37	173	175	140	125	31.5	150	56	24	M8X19	50	40	5	8	20	27	90	10	10X14	350
100L	160	40	193	198	156	140	39	172	63	28	M10X22	60	50	5	8	24	31	100	11	12X16	398
112M	190	41	227	219	166	140	43	180	70	28	M10X22	60	50	5	8	24	31	112	12	12X16	447
132S	216	51	262	258	188	140	46	186	89	38	M12X28	80	65	7.5	10	33	41	132	15	12X16	475
132M	216	51	262	258	188	178	46	224	89	38	M12X28	80	65	7.5	10	33	41	132	15	12X16	513
160M	254	55	304	315	242	210	50	260	108	42	M16X36	110	90	10	12	37	45	160	18	15X18	609
160L	254	55	304	315	242	254	50	304	108	42	M16X36	110	90	10	12	37	45	160	18	15X18	653
180M	279	75	350	355	272	241	61	311	121	48	M16X36	110	90	10	14	42.5	51.5	180	22	15X18	727
180L	279	75	350	355	272	279	61	350	121	48	M16X36	110	90	10	14	42.5	51.5	180	22	15X18	765

IM B5 H63-180

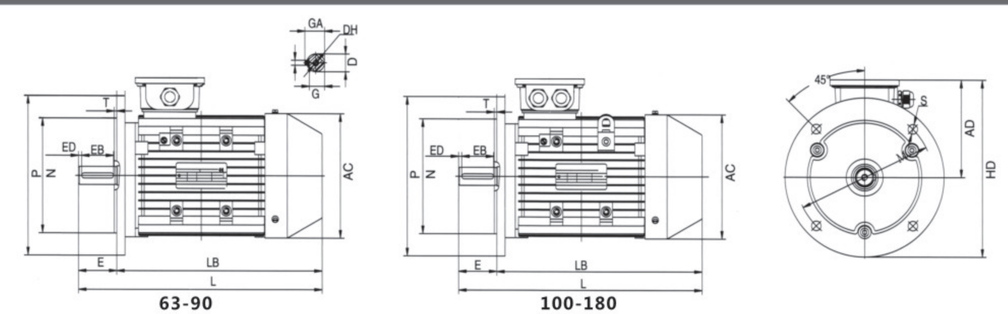

63-90 100-180

型号 Type	AC	AD	D	DH	E	EB	ED	F	G	GA	HD	L	LB	M	N	P	S	T
63	116	87	11	M4X12	23	18	2.5	4	8.5	12.5	158	215	192	115	95	140	10	3
71	130	99	14	M5X12	30	28	2.5	5	11	16	177	240	210	130	110	160	10	3
80	158	129	19	M6X16	40	30	5	6	15.5	21.5	229	290	250	165	130	200	12	3.5
90S	175	140	24	M8X19	50	40	5	8	20	27	240	325	275	165	130	200	12	3.5
90L	175	140	24	M8X19	50	40	5	8	20	27	240	350	300	165	130	200	12	3.5
100L	198	156	28	M10X22	60	50	5	8	24	31	281	398	338	215	180	250	14.5	4
112M	219	166	28	M10X22	60	50	5	8	24	31	291	447	387	215	180	250	14.5	4
132S	258	188	38	M12X28	80	65	7.5	10	33	41	338	475	395	265	230	300	14.5	4
132M	258	188	38	M12X28	80	65	7.5	10	33	41	338	513	433	265	230	300	14.5	4
160M	315	242	42	M16X36	110	90	10	12	37	45	417	609	499	286	250	350	18.5	5
160L	315	242	42	M16X36	110	90	10	12	37	45	417	653	543	286	250	350	18.5	5
180M	355	272	48	M16X36	110	90	10	14	42.5	51.5	447	727	617	300	250	350	18.5	5
180L	355	272	48	M16X36	110	90	10	14	42.5	51.5	447	765	655	300	250	350	18.5	5

>>> 安装及外形尺寸 MOUNTING AND OVERALL DIMENSIONS

IM B35 H63-180

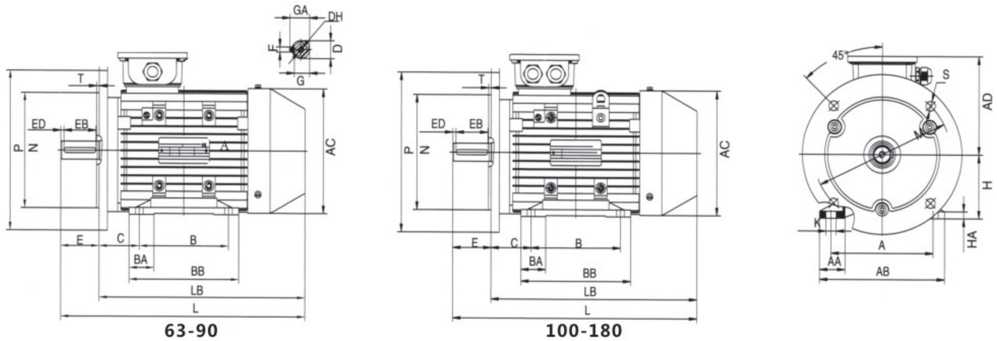

型号 Type	A	AA	AB	AC	AD	B	BA	BB	C	D	DH	E	EB	ED	F	G	GA	H	HA	K	L	LB	M	N	P	S	T
63	100	31	125	116	87	80	22	80	40	11	M4X12	23	18	2.5	4	8.5	12.5	63	7	6X10	215	192	115	95	140	10	3
71	112	33	140	130	99	90	27	90	45	14	M5X12	30	25	2.5	5	11	16	71	7	6X12	240	210	130	110	160	10	3
80	125	35	157	158	129	100	31	125	50	19	M6X16	40	30	5	6	15.5	21.5	80	8	10X14	290	250	165	130	200	12	3.5
90S	140	37	173	175	140	100	31.5	125	56	24	M8X19	50	40	5	8	20	27	90	10	10X14	325	275	165	130	200	12	3.5
90L	140	37	173	175	140	125	31.5	150	56	24	M8X19	50	40	5	8	20	27	90	10	10X14	350	300	165	130	200	12	3.5
100L	160	40	193	198	156	140	39	172	63	28	M10X22	60	50	5	8	24	31	100	11	12X16	398	338	215	180	250	14.5	4
112M	190	41	227	219	166	140	43	180	70	28	M10X22	60	50	5	8	24	31	112	12	12X16	447	387	215	180	250	14.5	4
132S	216	51	262	258	188	140	46	186	89	38	M12X28	80	65	7.5	10	33	41	132	15	12X16	475	395	265	230	300	14.5	4
132M	216	51	262	258	188	178	46	224	89	38	M12X28	80	65	7.5	10	33	41	132	15	12X16	513	433	265	230	300	14.5	4
160M	254	55	304	315	242	210	50	260	108	42	M16X36	110	90	10	12	37	45	160	18	15X18	609	499	300	250	350	18.5	5
160L	254	55	304	315	242	254	50	304	108	42	M16X36	110	90	10	12	37	45	160	18	15X18	653	543	300	250	350	18.5	5
180M	279	75	350	355	272	241	61	311	121	48	M16X36	110	90	10	14	42.5	51.5	180	22	15X18	727	617	300	250	350	18.5	5
180L	279	75	350	355	272	279	61	350	121	48	M16X36	110	90	10	14	42.5	51.5	180	22	15X18	765	655	300	250	350	18.5	5

IM B34 H63-160

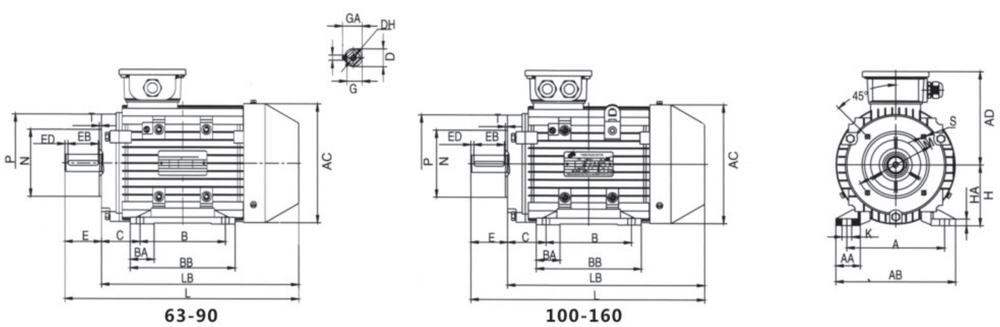

型号 Type	A	AA	AB	AC	AD	B	BA	BB	C	D	DH	E	EB	ED	F	G	GA	H	HA	K	L	LB	M	N	P	S	T
63	100	31	125	116	87	80	22	80	40	11	M4X12	23	18	2.5	4	8.5	12.5	63	7	6X10	215	192	75	60	90	M5	3
71	112	33	140	130	97	90	27	90	45	14	M5X12	30	25	2.5	4	11	16	71	7	6X12	240	210	85	70	105	M5	3
80	125	35	157	158	129	100	31	125	50	19	M6X16	40	30	5	6	15.5	21.5	80	8	10X14	290	250	100	80	120	M6	3
90S	140	37	173	175	140	100	31.5	125	56	24	M8X19	50	40	5	8	20	27	90	10	10X14	325	275	115	95	140	M8	3
90L	140	37	173	175	140	125	31.5	150	56	24	M8X19	50	40	5	8	20	27	90	10	10X14	350	300	115	95	140	M8	3
100L	160	40	193	198	156	140	39	172	63	28	M10X22	60	50	5	8	24	31	100	11	12X16	398	338	130	110	160	M8	4
112M	190	41	227	219	166	140	43	180	70	28	M10X22	60	50	5	8	24	31	112	12	12X16	447	387	130	110	160	M8	4
132S	216	51	262	258	188	140	46	186	89	38	M12X28	80	65	7.5	10	33	41	132	15	12X16	475	395	165	130	200	M10	4
132M	216	51	262	258	188	178	46	224	89	38	M12X28	80	65	7.5	10	33	41	132	15	12X16	513	433	165	130	200	M10	4
160M	254	55	304	315	242	210	50	260	108	42	M16X36	110	90	10	12	37	45	160	18	15X18	609	499	215	180	250	M12	5
160L	254	55	304	315	242	254	50	304	108	42	M16X36	110	90	10	12	37	45	160	18	15X18	653	543	215	180	250	M12	5

>>> 安装及外形尺寸 MOUNTING AND OVERALL DIMENSIONS

IM B14 H63-160

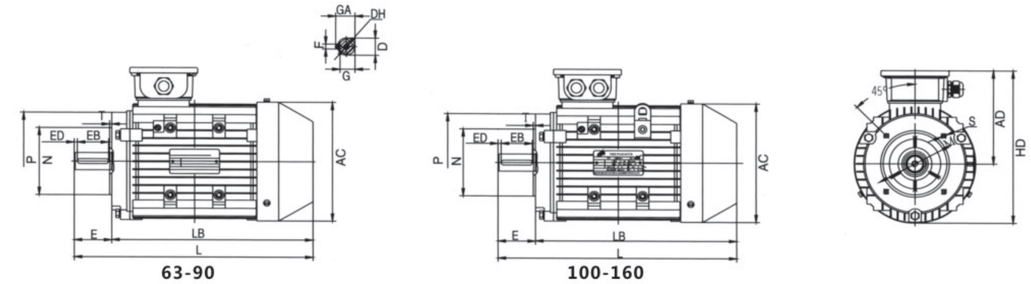

型号 Type	AC	AD	D	DH	E	EB	ED	F	G	GA	HD	L	LB	M	N	P	S	T
63	120	88	11	M4X12	23	16	3.5	4	8.5	12.5	146	215	171	75	60	90	M6	3
71	136	97	14	M5X12	30	22	4	5	11	16	162	240	182	75	70	105	M6	3
80	158	129	19	M6X16	40	30	5	6	15.5	21.5	208	290	250	100	80	120	M6	3.5
90S	175	140	24	M8X19	50	40	5	8	20	27	227.5	325	275	115	95	140	M8	3.5
90L	175	140	24	M8X19	50	40	5	8	20	27	227.5	350	300	115	95	140	M8	3.5
100L	198	156	28	M10X22	60	50	5	8	24	31	255	398	338	130	110	160	M10	4
112M	219	166	28	M10X22	60	50	5	8	24	31	275.5	447	387	130	110	160	M10	4
132S	258	188	38	M12X28	80	65	7.5	10	33	41	317	475	395	215	130	200	M12	4
132M	258	188	38	M12X28	80	65	7.5	10	33	41	317	513	433	215	130	200	M12	4
160M	315	242	42	M16X36	110	90	10	12	37	45	399.5	609	499	265	230	300	M12	5
160L	315	242	42	M16X36	110	90	10	12	37	45	399.5	653	543	265	230	300	M12	5

结构分解图 STRUCTURE EXPLODED VIEW



1	B5法兰 (B5 Flange)	12	定子 (Stator)	23	接线盒盖 (Terminal box lid)
2	密封垫 (Gasket)	13	底脚 (Feet)	24	接线盒座 (Terminal box base)
3	B14法兰 (B14 Flange)	14	铭牌 (Nameplate)	25	螺母螺套 (Cable gland)
4	机座 (Frame)	15	转子 (Rotor)	26	接线板 (Terminal board)
5	键 (Key)	16	内轴承盖 (Inner bearing cap)	27	铜连接片 (Brass lug)
6	密封圈 (V Ring)Oil Seal	17	后端盖 (Rear endshield)	28	铜螺帽 (Brass nut)
7	螺栓 (Bolt)	18	风叶 (Fan)	29	接地标志 (Earth mark)
8	弹簧垫圈 (Spring washer)	19	风罩 (Fan cowl)	30	铜垫片 (Brass washer)
9	前端盖 (Front endshield)	20	螺丝 (Screw)	31	轴承外盖 (Outer bearing cap)
10	波形圈 (Wave washer)	21	垫圈 (Washer)		
11	轴承 (Bearing)	22	风叶卡簧 (Fan clamp)		

YEJ
DICK CISCO 迪克电机

DC制动电动机概述
GENERALIZATION OF DC BRAKE MOTOR

DC

YEJD系列电磁制动三相异步电动机是根据国家标准JB/T6456要求精心设计的制动电机，由Y2系列铸铁外型及铝合金外型三相异步电动机和DC电磁制动器二大部分组合而成，电动机后端的转轴，通过花键与制动器的摩擦盘配合联接，电磁铁固定在电机后端盖上，属断电制动型。

通电时电磁铁产生强大的电磁力吸合衔铁板压缩制动弹簧，使衔铁板脱离对摩擦盘的压力，电动机就能灵活转动。失电时通过制动弹簧压力，加压于衔铁板，使其紧压摩擦盘产生强大的摩擦制动力矩，使旋转的电机迅速制动，达到准确的定位。

YEJD系列电磁制动三相异步电动机，适用于不含易燃、易爆的环境，特别适合需要快速制动、精确定位及防止滑行等要求的各种机械中，如升降机械、运输机械、印刷机械、包装机械、纺织机械、陶瓷机械、电镀生产线及减速机配套的转动机械等。

使用说明 DESIGNATION

1、电动机主体防护等级为IP44，制动器部分为IP23；
2、电动机冷却方式为IC411（自扇冷式）；
3、电动机绝缘等级为B级，制动器为F级；
4、手动释放装置，灵活、明了，使用方便。

使用条件 OPERATING CONDITIONS

1、额定电压：电机为AC380V 50Hz，制动器为DC99V或DC170V（视规格而定）；
2、工作方式：S1（连续工作制）；
3、海拔不超过1000m；
4、环境温度最高不超过40℃，最低为-15℃；
5、在月平均最低温度不高于25℃时，最湿月平均最高相对湿度为90%。

产品型号 MOTOR LDENTIFICATION SYMBOL

YEJD 801-4

- 极数 No.of poles
- 铁芯长度 Core length
- 机座号 Frame size
- 直流制动 DC brake
- 三相异步电机 Three Phase Induction Motor

轴承规格 BEARING SIZE

DC

机座号 Frame size	极数 Poles	轴伸端 Drive End		非轴伸端 Non-Drive End	
		国内牌号 Chinese Type	国际牌号 International Type	国内牌号 Chinese Type	国际牌号 International Type
63	2-4	180201	6201 ZZ-C3	180201	6201 ZZ-C3
71	2-4-6-8	180202	6202 ZZ-C3	180202	6202 ZZ-C3
80	2-4-6-8	180204	6204 ZZ-C3	180204	6204 ZZ-C3
90	2-4-6-8	180205	6205 ZZ-C3	180205	6205 ZZ-C3
100	2-4-6-8	180206	6206 ZZ-C3	180206	6206 ZZ-C3
112	2-4-6-8	180206	6206 ZZ-C3	180206	6206 ZZ-C3
132	2-4-6-8	180208	6208 ZZ-C3	180208	6208 ZZ-C3
160	2-4-6-8	180209	6209 ZZ-C3	180209	6209 ZZ-C3

DC结构图 DC CONSTRUCTION DIAGRAM

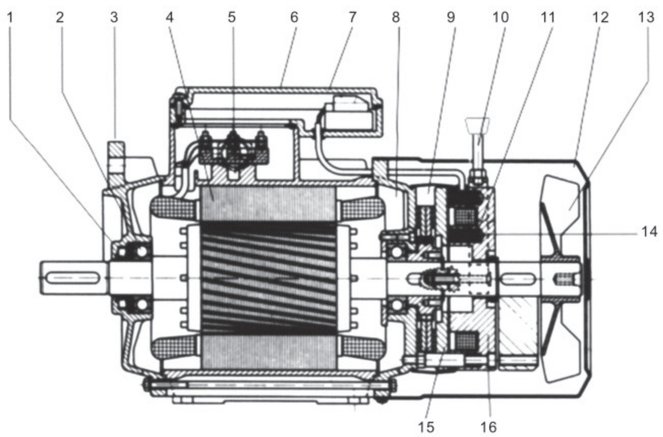

1	油封	Oilseal	9	制动盘	Brake disc
2	轴承	Bearing	10	手动释放装置	Manual release level
3	前端盖	Frontendshield	11	弹簧	Spring
4	定子	Stator	12	风罩	Fan cover
5	接线板	Terminal board	13	风叶	Fan
6	接线盒	Ternial box	14	调节螺钉	Adjusting screw
7	整流器	Rectifier	15	电磁铁	Electromagnet
8	后端盖	Backendshield	16	衔铁	Armature

YEJ 迪克电机 DICK CISCO

YEJD 安装及外形尺寸 MOUNTING AND OVERALL DIMENSIONS

DC

IM B3 IM B35 63-160

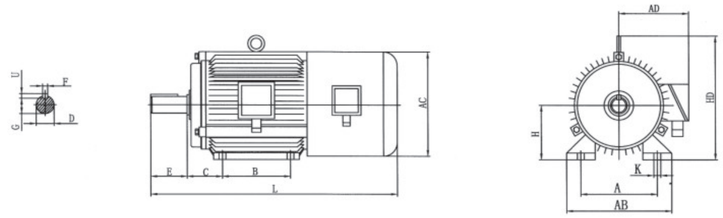

IM B5 63-160

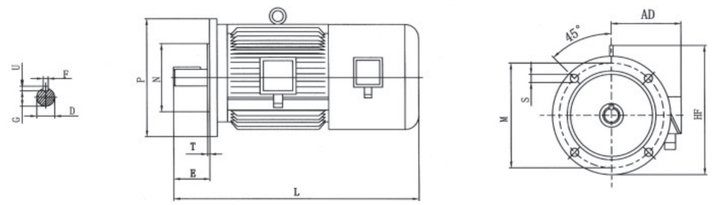

YEJ63-160 B3.B5/B35

机座号 Frame Size	A	B	C	D	E	FXU	G	H	K	M	N	P	R	S	T	凸缘孔数	AB	AC	AD	HD	HF	L
63	100	80	40	11	23	5X5	8.5	63	7.0	115	95	140	0	10	3.0	4	136	130	111	160	130	405
71	112	90	45	14	30	6X6	11	71	7.0	130	110	160	0	10	3.5	4	165	145	118	175	185	440
80	125	100	50	19	40	8X7	15.5	80	10.0	165	130	200	0	12	3.5	4	180	175	134	195	195	465
90S	140	100	56	24	50	8X7	20.0	90	10.0	165	130	200	0	12	3.5	4	180	195	140	195	195	465
90L	140	125	56	24	50	8X7	20.0	90	10.0	165	130	200	0	12	3.5	4	205	195	140	245	245	560
100L	160	140	63	28	60	8X7	24.0	100	12.0	215	180	250	0	15	4.0	4	245	215	160	265	265	580
112M	190	140	70	28	60	10X8	24.0	112	12.0	215	230	250	0	15	4.0	4	280	240	178	315	315	675
132S	216	140	89	38	80	10X8	33.0	132	12.0	465	230	300	0	15	4.0	4	280	275	206	315	315	715
132M	216	178	89	38	80	12X8	33.0	132	12.0	265	250	300	0	15	4.0	4	330	275	206	385	385	850
160M	254	210	108	42	110	12X8	37.0	160	15.0	300	250	350	0	19	5.0	4	330	330	255	385	385	890
160L	254	254	108	42	110	14X9	37.0	160	15.0	300	250	350	0	19	5.0	4	355	330	255	430	430	930

YEJ 安装及外形尺寸
MOUNTING AND OVERALL DIMENSIONS

DC

IM B14 63-160

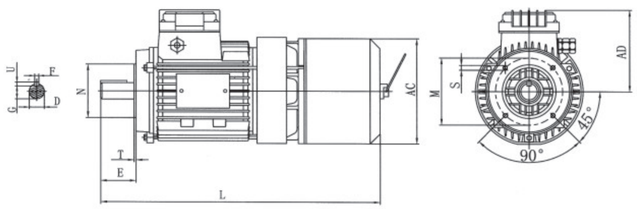

YEJ63-160 B14

机座号 Frame Size	D	E	FXU	G	M	N	S	L	T	凸缘孔数	AC	HD	L
63	11	23	5X5	8.2	75	60	M5	240	2.5	4	130	111	405
71	14	30	6X6	11.0	85	70	M6	270	2.5	4	145	118	440
80	19	40	8X7	15.5	100	80	M6	375	3.0	4	175	134	465
90s	24	50	8X7	20.0	115	95	M8	400	3.0	4	195	140	465
90L	24	50	8X7	20.0	115	95	M8	426	3.0	4	195	140	560
100L	28	60	8X7	24.0	130	110	M8	465	3.5	4	215	160	580
112M	28	60	10X8	24.0	130	110	M8	495	3.5	4	240	178	675
132S	38	80	10X8	33.0	165	130	M10	570	3.5	4	275	206	715
132M	38	80	12X8	33.0	165	130	M10	610	3.5	4	275	206	850
160M	42	110	12X8	37.0	215	180	M12	715	4.0	4	330	255	890
160L	42	110	14X9	37.0	215	180	M12	760	4.0	4	330	255	930

AC制动电动机概述
GENERALIZATION OF AC BRAKE MOTOR

AC

YEJA系列AC制动电动机是全封闭自扇冷式鼠笼型，具有附加圆盘型交流制动器三相异步电动机，是按IEC标准，符合国际使用需求设计的新系列制动电动机。该电动机采用铝合金压铸成型的外壳，并有可拆卸底脚，方便按装形式的多种转换，具有造型独特、美观、结构紧扣、效率高、起动转矩高、制动迅速、振动小噪音低等优点。此外制动器具有人工释放机构，这样可以达到人工、电器释放的功能，方便用户调试及使用。

YEJA系列AC制动电动机使用于要求快速停止、准确定位、往复运转、频繁启动、防止滑行的各种机械中作主轴传动和辅助传动用，如升降机械、包装机械、运输机械、印刷机械、纺织机械、减速机械、等等。

YEJA系列AC制动电动机的交流制动器同电动机后端紧密配合整体按装在电动机非轴伸端上。当制动电动机接入电源，制动器也同时工作。由于电磁吸力作用压缩弹簧，瞬间将制动动作盘吸合在制动盘上，从而使制动片得以释放，电机能灵活运转。当切断电流时、制动器同时失电达到快速制动。在停机状态下，若需调试制动电机，应将释放手柄从风罩后背螺母内圆中插入并旋入制动动作盘的螺纹孔中，能使制动片得以释放。

YEJASeries Ac Brake Motors,Designed A Ccording To lec Stan Dard,Are Totally-enclosed Fan-cooled Squirrel-cage Three Phase Asynchron Ous Motors With Additional Electromagneticbrake Disc In Ac Alternating Current.The Motor With Removable.

Feet Is Made Of Aluminum-alloy Die -casting.Variousmountingmode Is Available.It Has A Lot Of Advantage In Cluding Beautiful Modeling, Compact Structure, High Efficiency, Large Starting Torque, Prompt Braking, excellent Performance, Low Noise, Low Vibration Etc Besides, The Brake Has A Manual Release Device, which Allows The Brake A Function Of Both Manual And Electrical Release Andis Conveninet Forusing.

YEJASeries Ac Brake Motors Are Suitable For The Machinery That Requires Prompt Braking, Correct Positioning, Ripeat Running, frequent Staring And Avoiding Slipping, Such As The Elevating Machinery,Transportation Machinery,Paching Machinerym Food Machinery, Printing Machinery, Weaving Machinery And Reducers Etc.

The Ac Brake Disc Is Assembled On The Non-drive End Shaft. When The Power Is Supplied To

The Motor, The Brake Also Begins To Work. The Magnetic Force Absorbs The Armature And Presses The Spring. The Braking Avting Disc Is Absorbed Against The Absorbing Disc. The Brakeis Released, Then The Motor Begins To Run Smoothely. When The Power Supply Is Interrupted, It Doesn?sexert The Magnetic Force And Creates Aprompt Braking Action. For Adjustment,Insert The Release Leverinto The Screw Hole On The Back Offan Cover And Screw Into The Threaded Holein Of The Back Offan Cover And Screw In To The Threeded Hole In The Braking Acting Disc. It Can Make The Brake Released.

使用条件 OPERATING CONDITIONS

环境空气温度：≤40℃
海拔：≤1000米
相对湿度：≤95%
额定电压：380V 400V 415V
额定频率：50HZ 60HZ
接法：3kw及以下规格为Y接法，4kw及以上规格为“ △ ”接法
电磁制动器额定电压：380V
工作方法：连续S1

1.Ambient temperature should not bemore than 40℃
2.The elevaton should be within 1000 meters;
3.The relative humidity should not bemore than95%
4.Rated voltage: 380V 400V 415V
5.Rated Frequency: 50HZ 60HZ
6.Connection: Star-connection for 3kw or less whereas delta-connection for 4kw or more.
7.Duty/Rating: Continuous(S1)

产品型号 MOTOR LDENTIFICATION SYMBOL

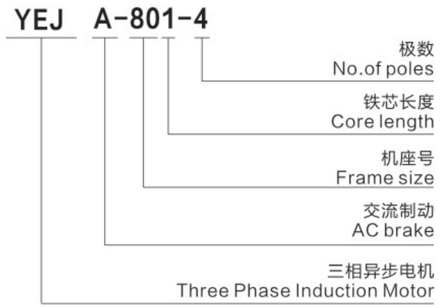

AC结构图 AC CONSTRUCTION DIAGRAM

AC

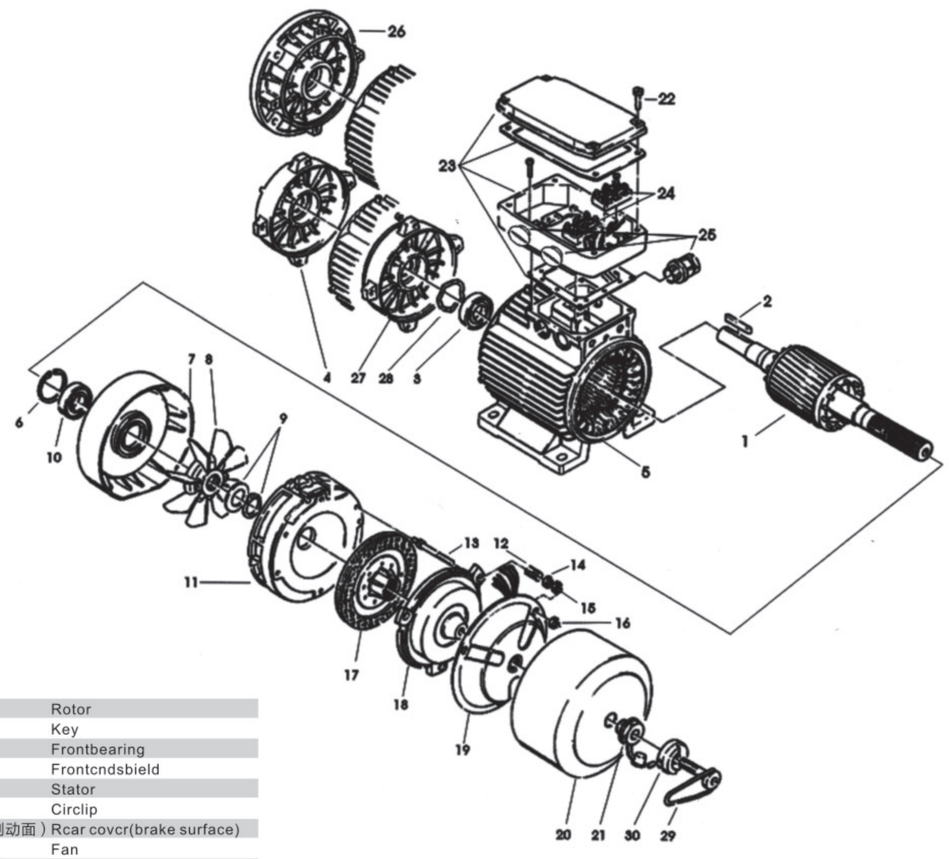

1	转子	Rotor
2	平健	Key
3	前轴承	Frontbearing
4	前端盖	Frontcndsbield
5	定子	Stator
6	卡簧	Circlip
7	后盖（制动面）	Rcar covcr(brake surface)
8	风叶	Fan
9	风叶卡簧	Fan clamp
10	后轴承	Rcar bearing
11	后盖	Rcar cover
12	弹簧	Spring
13	调节螺钉	Adjusting screw
14	固定螺母	Fixing nut
15	气隙调节螺母	Airgap adjustingnut
16	固定螺母	Fixing nut
17	制动盘	Brake disc
18	衔铁	Armcure
19	制动线圈	Brake coil
20	罩盖	End cover
21	塑料六角螺母	Plastichexigonalnut
22	接线盒固定螺丝	Termianlbox screws
23	接线盒	Terminalbox
24	接线板	Terminal board
25	螺母螺套或螺塞	Cable gland or cap
26	B5法兰	B5 flauge
27	B14法兰	B14 flange
28	波形圆	Wave washer
29	手动释放装置	Manualreleaselevel
30	制动支点	Fulcrum hubfor brakelease

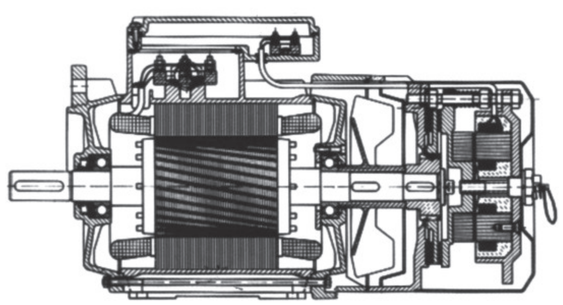

YEJ 迪克电机 DICK CISCO

轴承规格 BEARING SIZE

AC

机座号 Frame size	极数 Poles	轴伸端 Drive End		非轴伸端 Non-Drive End	
		国内牌号 Chinese Type	国际牌号 International Type	国内牌号 Chinese Type	国际牌号 International Type
63	2-4	180201	6201 ZZ-C3	180201	6201 ZZ-C3
71	2-6-8	180202	6202 ZZ-C3	180202	6202 ZZ-C3
80	2-4-6-8	180204	6204 ZZ-C3	180204	6204 ZZ-C3
90	2-4-6-8	180205	6205 ZZ-C3	180205	6205 ZZ-C3
100	2-4-6-8	180206	6206 ZZ-C3	180206	6206 ZZ-C3
112	2-4-6-8	180306	6306 ZZ-C3	180306	6306 ZZ-C3
132	2-4-6-8	180308	6308 ZZ-C3	180308	6308 ZZ-C3
160	2-4-6-8	180309	6309 ZZ-C3	180309	6309 ZZ-C3

>>> 技术参数 TECHNICAL DATA

400V 50Hz 2pole 3000rpm

型号 Type	功率 Output		转速 Speed	电流 in(A)	效率 Efficiency	功率因素 Power factor eos	额定转矩 Rated Torque Nm	堵转转矩/额定转矩 Ts/Tn	最大转矩/额定转矩 Tmax/Tn	堵转电流/额定电流 Is/In	惯量 Nment J Kgm	静制动力矩 Full load braking moment N.m	空载制动时间不大于 Mex Braking No-load Time st	噪声 Noise LwdB(A)	重量 Weight kg
	Kw	Hp	R/min												
YEJ AC 711-2	0.37	0.5	2740	0.94	70.0	0.81	1.26	2.2	2.3	6.1	0.00375	4	0.15	61	9.3
YEJ AC 712-2	0.55	0.75	2740	1.33	73.0	0.82	1.88	2.2	2.3	6.1	0.00390	4	0.15	61	10.5
YEJ AC 801-2	0.75	1	2840	1.73	75.1	0.83	2.54	2.2	2.3	6.1	0.00428	8	0.20	64	14.5
YEJ AC 802-2	1.1	1.5	2840	2.45	77.0	0.84	3.72	2.2	2.3	7.0	0.00496	8	0.20	64	15.5
YEJ AC 90S-2	1.5	2	2840	3.26	79.0	0.84	5.04	2.2	2.3	7.0	0.0074	16	0.25	68	20.0
YEJ AC 90L-2	2.2	3	2840	4.61	81.1	0.85	7.40	2.2	2.3	7.0	0.00933	16	0.25	68	22.5
YEJ AC 100L-2	3	4	2860	6.01	82.8	0.87	9.95	2.2	2.3	7.5	0.01064	35	0.30	68	30.5
YEJ AC 112M-2	4	5.5	2860	7.8	83.1	0.88	11.26	2.3	2.4	7.0	0.03199	45	0.35	70	35.6
YEJ AC 132S1-2	5.5	7.5	2860	10.5	84.7	0.88	18.11	2.2	2.3	7.2	0.06434	80	0.40	70	56.5
YEJ AC 132S2-2	7.5	11	2880	13.9	86.0	0.89	24.70	2.3	2.4	6.9	0.0724	80	0.40	70	44.1
YEJ AC 160M1-2	11	15	2880	19.8	87.6	0.89	35.85	2.2	2.3	6.8	0.2285	160	0.50	70	112
YEJ AC 160M2-2	15	20	2880	27	88.7	0.90	48.89	2.3	2.3	7.0	0.2662	160	0.50	74	124
YEJ AC 160L-2	18.5	25	2880	32.9	89.3	0.90	60.30	2.4	2.5	7.0	0.316	160	0.50	74	160

YEJA 技术参数 TECHNICAL DATA

AC

型号 Type	功率 Output Kw	功率 Output Hp	转速 Speed R/min	电流 in(A)	效率 Efficiency	功率因素 Power factor eos	额定转矩 Rated Torque Nm	堵转转矩/额定转矩 Ts/Tn	最大转矩/额定转矩 Tmax/Tn	堵转电流/额定电流 Is/In	惯量 Nment J Kgm	静制动力矩 Full load braking moment N.m	空载制动时间不大于 Mex Braking No-load Time st	噪声 Noise LwdB(A)	重量 Weight kg
400v 50Hz 4pole 1500rpm															
YEJ AC 711-4	0.25	0.37	1330	0.75	65.0	0.74	1.73	2.1	2.2	5.2	0.00323	4	0.20	53	9.3
YEJ AC 712-4	0.37	0.5	1330	1.60	67.0	0.75	2.56	2.1	2.2	5.2	0.00576	4	0.20	53	10.5
YEJ AC 801-4	0.55	0.75	1390	1.49	71.1	0.75	3.75	2.3	2.3	5.0	0.00866	8	0.20	58	14.0
YEJ AC 802-4	0.75	1	1390	1.95	73.1	0.76	5.11	2.3	2.3	6.0	0.01073	8	0.20	58	15.0
YEJ AC 90S-4	1.1	1.5	1390	2.70	76.3	0.77	7.50	2.3	2.3	6.0	0.1132	16	0.25	59	20.0
YEJ AC 90L-4	1.5	2	1390	3.49	78.6	0.79	10.23	2.3	2.3	6.0	0.143	16	0.25	59	22.5
YEJ AC 100L1-4	2.2	3	1410	4.83	81.2	0.81	17.80	2.3	2.3	7.0	0.2733	35	0.30	61	30.2
YEJ AC 100L2-4	3	4	1410	6.39	82.7	0.82	20.18	2.3	2.3	7.0	0.3506	35	0.30	61	33.0
YEJ AC 112M-4	4.0	5.5	1440	8.39	84.5	0.82	27.09	2.3	2.3	7.0	0.04969	45	0.35	65	38.0
YEJ AC 132S1-4	5.2	7.5	1440	11.2	85.5	0.84	36.6	2.3	2.3	7.0	0.11584	80	0.40	65	61.5
YEJ AC 132S2-4	7.5	10	1440	14.8	87	0.85	49.74	2.3	2.3	7.0	0.15404	80	0.40	65	70.5
YEJ AC 160M1-4	11	15	1460	22.1	88	0.84	72.95	2.3	2.3	7.0	0.3986	160	0.50	65	115
YEJ AC 160M2-4	15	20	1460	29.8	88.5	0.85	98.12	2.3	2.3	7.0	0.68288	160	0.50	70	128
YEJ AC 160L-4	18.5	25	1470	33.2	91	0.86	121	2.3	2.3	7.0	0.68667	160	0.60	70	160
400v 50Hz 6pole 1000rpm															
YEJ AC 711-6	0.18	0.25	850	0.70	56.0	0.66	1.91	1.9	2.0	4.0	0.001219	4	0.15	49	10.5
YEJ AC 712-6	0.25	0.37	850	0.90	59.0	0.68	2.65	1.9	2.0	4.0	0.001395	4	0.15	49	10.5
YEJ AC 801-6	0.37	0.5	885	1.23	62.0	0.70	3.93	1.9	2.0	4.7	0.01514	8	0.20	51	14.5
YEJ AC 802-6	0.55	0.75	885	1.36	65.0	0.72	5.84	1.9	3.1	4.7	0.01815	8	0.20	51	15.5
YEJ AC 90S-6	0.75	1	910	2.18	69.0	0.72	7.87	2.0	2.1	5.5	0.03573	16	0.25	54	19.5
YEJ AC 90L-6	1.1	1.5	910	3.02	72.1	0.73	11.54	2.0	2.1	5.5	0.07639	16	0.25	54	22.0
YEJ AC 100L-6	1.5	2	920	3.79	76.1	0.75	15.24	2.0	2.1	5.5	0.15437	35	0.30	58	30.5
YEJ AC 112M-6	2.2	3	940	6.5	80.5	0.76	22.47	2.0	2.1	6.5	0.1906	45	0.35	61	38.0
YEJ AC 132S1-6	3.0	4	960	8.6	83	0.77	29.84	2.0	2.1	6.5	0.2384	80	0.40	61	29.0
YEJ AC 132S2-6	4.0	5.5	960	10.5	84	0.78	39.79	2.0	2.1	6.5	0.45813	80	0.40	62	68.0
YEJ AC 160M1-6	5.5	7.5	960	14	85.3	0.78	54.71	2.0	2.1	6.5	0.59078	160	0.40	62	77.0
YEJ AC 160M2-6	7.5	10	970	19.6	86	0.78	73.84	2.0	2.1	6.5	0.9919	160	0.50	65	105
YEJ AC 160L-6	11	15	970	25.8	86	0.78	108.3	2.0	2.1	6.5	1.6609	160	0.50	65	140
400v 50Hz 8pole 750rpm															
YEJ AC 801-8	0.18	0.25	645	0.84	51.0	0.61	4.49	1.8	1.9	3.3	0.00865	8	0.20	49	14.5
YEJ AC 802-8	0.25	0.37	645	1.10	54.0	0.61	3.46	1.8	1.9	3.3	0.00954	8	0.20	49	15.5
YEJ AC 90S-8	0.37	0.4	670	1.41	62.0	0.61	5.12	1.8	1.9	4.0	0.10657	16	0.25	53	19.5
YEJ AC 90L-8	0.55	0.75	670	2.07	63.0	0.61	7.61	1.8	2.0	4.0	0.12654	16	0.25	53	22.0
YEJ AC 100L-8	0.75	1	680	2.28	71.0	0.67	10.23	1.8	2.0	4.0	0.13395	35	0.30	56	30.5
YEJ AC 112M-8	1.8	2	680	3.7	80	0.68	20.46	2.0	2.0	5.0	0.14666	45	0.40	58	38.0
YEJ AC 132S1-8	2.2	3	710	5.8	81	0.71	29.59	2.0	2.0	5.5	0.15534	80	0.40	58	61.5
YEJ AC 132S2-8	3.0	4	710	7.7	82	0.72	40.35	2.0	2.0	5.5	0.19184	80	0.40	58	75.0
YEJ AC 160M1-8	4.0	5.5	720	9.9	84	0.73	53.06	2.0	2.0	6.0	0.37563	160	0.50	58	101
YEJ AC 160M2-8	5.0	7.5	720	13.3	85	0.74	72.59	2.0	2.0	6.0	0.4714	160	0.50	60	110
YEJ AC 160L-8	7.5	10	720	17.3	86	0.75	99.50	2.0	2.0	6.0	0.60538	160	0.50	60	138

YEJ
DICK CISCO 迪克电机

YEJA 安装及外形尺寸 MOUNTING AND OVERALL DIMENSIONS

AC

IM B3 YEJ AC 63-160

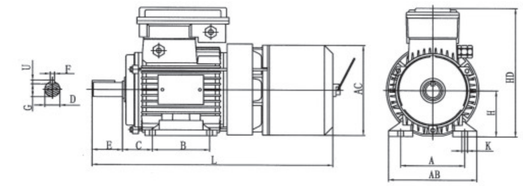

机座号 Frame Size	A	B	C	D	E	FXU	G	H	K	AB	AC	HD	L
63	100	80	40	11	23	5X5	8.5	63	7	136	140	173	342
71	112	90	45	14	30	5X5	11.0	71	7	136	140	173	342
80	125	100	50	19	40	6X6	15.5	80	8	165	159	193	370
90S	140	100	56	24	50	8X7	20.0	90	10	180	179	217	410
90L	140	125	56	24	50	8X7	20.0	90	10	180	179	217	435
100L	160	140	68	28	60	8X7	24.0	100	11	205	199	238	485
112M	190	140	70	28	60	8X7	24.0	112	12	245	222	270	503
132S	216	140	89	38	80	10X8	33.0	132	15	280	260	315	585
132M	216	178	89	38	80	10X8	33.0	132	15	280	260	315	625
160M	254	210	108	42	110	12X8	37.0	160	18	330	316	385	720
160L	254	254	108	42	110	12X8	37.0	160	18	330	316	385	765

IM B5 YEJ AC 63-160

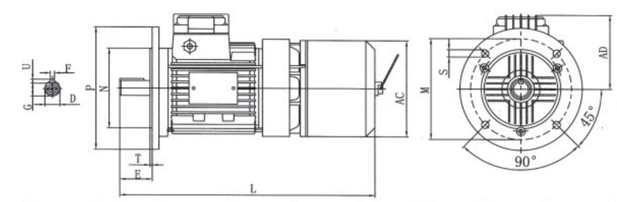

机座号 Frame Size	D	E	FXU	G	M	N	P	R	S	T	凸缘孔数	AC	AD	L
63	11	23	5X5	8.5	115	95	140	0	10	3	4	140	173	342
71	14	30	5X5	11.0	130	110	160	0	10	3	4	140	173	342
80	19	40	6X6	15.5	165	130	200	0	12	3.5	4	159	193	370
90S	24	50	8X7	20.0	165	130	200	0	12	3.5	4	179	217	410
90L	24	50	8X7	20.0	165	130	200	0	12	3.5	4	179	217	435
100L	28	60	8X7	24.0	215	180	250	0	15	4	4	199	238	485
112M	28	60	8X7	24.0	215	230	250	0	15	4	4	222	270	503
132S	38	80	10X8	33.0	465	230	300	0	15	4	4	260	315	585
132M	38	80	10X8	33.0	265	250	300	0	15	4	4	260	315	625
160M	42	110	12X8	37.0	300	250	350	0	19	5	4	316	385	720
160L	42	110	12X8	37.0	300	250	350	0	19	5	4	316	385	765

IM B14 YEJ AC 63-160

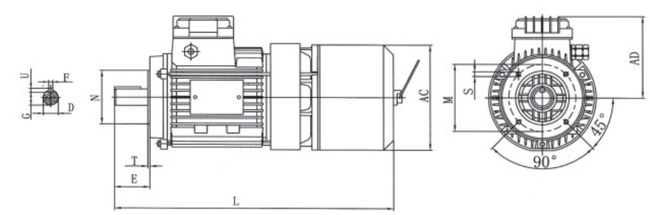

机座号 Frame Size	D	E	FXU	G	M	N	S	T	凸缘孔数	AC	AD	L
63	11	23	5X5	8.2	75	60	M5	3	4	140	173	342
71	14	30	5X5	11.0	85	70	M6	3	4	140	173	342
80	19	40	6X6	15.5	100	80	M6	3.5	4	159	193	370
90S	24	50	8X7	20.0	115	95	M8	3.5	4	179	217	410
90L	24	50	8X7	20.0	115	95	M8	3.5	4	179	217	435
100L	28	60	8X7	24.0	130	110	M8	4	4	199	238	485
112M	28	60	8X7	24.0	130	110	M8	4	4	222	270	503
132S	38	80	10X8	33.0	165	130	M10	4	4	260	315	585
132M	38	80	10X8	33.0	165	130	M10	4	4	260	315	625
160M	42	110	12X8	37.0	215	180	M12	5	4	316	385	720
160L	42	110	12X8	37.0	215	180	M12	5	4	316	385	765

整体式变频电机
INTEGRAL VARIABLE FREQUENCY MOTOR

该系列电机为新生代变频调速电机，改变了原有的电机与变频器的连接方式。改善了设备安装空间、提高工作效率，节约能源。其电器性能和安装尺寸按国家标准JB/T 7118-2004要求制造，并与国际IEC标准接轨，广泛应用与交通运输、治金、纺织、印染、化工、矿山、风机、泵类等行业。

This series motors are the new generation of frequency conversion motor,change the connection mode of the motor and inverter of the original.Improve the equipment installation space,improve work efficiency,saving energy.The electrical properties and installation dimensions are manufactured according to the national standard JB/T 7118-2004 requirements,and connect with international IEC standard,widely used in transportation,metallurgy,textile,printing and dyeing,chemical,mining,fans,pumps and other industries.



>>> 性能数据 PERFORMANCE DATA

型号 Type	功率 Kw	额定电流 Current (A)	额定转矩 Rated Torque (Nm)	恒转矩调频范围 Constant Torque Frequency Range (Hz)	恒功率调频范围 Constant Output Frequency Range (Hz)
Y2 6314	0.12	0.44	2.2	5~50	50~100
Y2 6324	0.18	0.62	2.2		
Y2 7114	0.25	0.79	2.4		
Y2 7124	0.37	1.12	2.4		
Y2 8014	0.55	1.6	3.8		
Y2 8024	0.75	2.0	3.8		
Y2 90S-4	1.1	2.49	4.7		
Y2 90L-4	1.5	3.7	5.6		

YVP系列变频调速专用三相异步电动机
YVP Series Frequency-specific Three Phase Induction Motor

机座号63~315	功率0.12~200kw
基准频率50Hz	绝缘等级 F
变频范围(3)5~100Hz	基准级数 4P

本系列电动机是变频调速专用三相异步电动机与电子变频器联合使用，可实现转速150-275Orpm范围内的无极调速，是那些又大范围无级调速需求的机械设备的理想动力。其电气性能和安装尺寸按国家标准JB/T7118-2004要求制造，并与国际IEC标准接轨，广泛应用与交通运输、治金、纺织、印染、化工、矿山、风机、水泵等行业。

This series motors is the combined use of variable frequency speed control for three-phase asynchronous motor and electronic inverter,and can realize stepless speed regulation speed within the range of 150~2750rpm,the mechanical equipment has stepless speed regulation needs a wide range of ideal power.Its electric performance and installation dimensions are manufactured according to the national standard JB/T 7118- 2004 requirements,and connect with international IEC standard,widely used in transportation,metallurgy,textile,printing and dyeing,chemical,mining,fan,water pump etc.

>>> 性能数据 PERFORMANCE DATA

型号 Type	功率 Kw	额定电流 Current (A)	额定转矩 Rated Torque (Nm)	恒转矩调频范围 Constant Torque Frequency Range (Hz)	恒功率调频范围 Constant Output Frequency Range (Hz)
YVP-80M1-4	0.55	1.6	3.8	5~50	50~100
YVP-80M2-4	0.75	2.0	5.2		
YVP-90S-4	1.1	2.9	7.5		
YVP-90L-4	1.5	3.7	10		
YVP-100L1-4	2.2	5.2	14.9		
YVP-100L2-4	3	6.8	20		
YVP-112M-4	4	6.8	26.5		
YVP-132S-4	5.5	11.8	36.5		
YVP-132M-4	5.5	15.6	50		
YVP-160M-4	11	22.3	72		
YVP-160L-4	15	30.1	98		
YVP-180M-4	18.5	36.1	120		
YVP-180L-4	22	42.7	143		

>>> 安装及外形尺寸 MOUNTING AND OVERALL DIMENSIONS

IM B14B H63-160

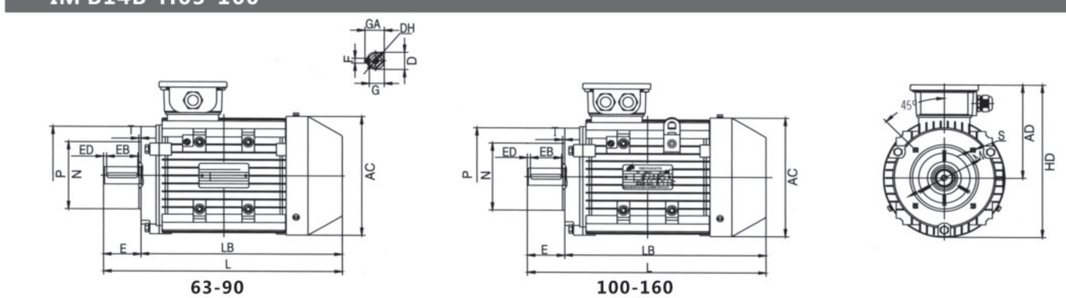

型号 Type	AC	AD	D	DH	E	EB	ED	F	G	GA	HD	L	LB	M	N	P	S	T
63	120	88	11	M4X12	23	16	3.5	4	8.5	12.5	146	215	171	75	60	90	M6	3
71	136	97	14	M5X12	30	22	4	5	11	16	162	240	182	75	70	105	M6	3
80	158	129	19	M6X16	40	30	5	6	15.5	21.5	208	290	250	100	80	120	M6	3.5
90S	175	140	24	M8X19	50	40	5	8	20	27	227.5	325	275	115	95	140	M8	3.5
90L	175	140	24	M8X19	50	40	5	8	20	27	227.5	350	300	115	95	140	M8	3.5
100L	198	156	28	M10X22	60	50	5	8	24	31	255	398	338	130	110	160	M10	3.5
112M	219	166	28	M10X22	60	50	5	8	24	31	275.5	447	387	130	110	160	M10	3.5
132S	258	188	38	M12X28	80	65	7.5	10	33	41	317	475	395	215	130	200	M12	4
132M	258	188	38	M12X28	80	65	7.5	10	33	41	317	513	433	215	130	200	M12	4
160M	315	242	42	M16X36	110	90	10	12	37	45	399.5	609	499	265	230	300	M12	4
160L	315	242	42	M16X36	110	90	10	12	37	45	399.5	653	543	265	230	300	M12	4

>>> 安装及外形尺寸 MOUNTING AND OVERALL DIMENSIONS

IM B3 H63-180

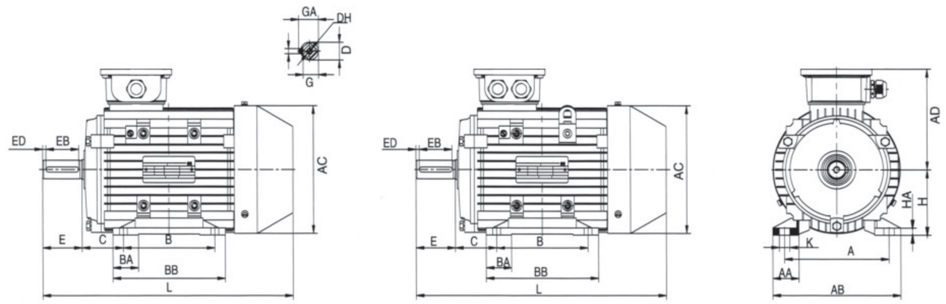

63-90 100-180

型号 Type	A	AA	AB	AC	AD	B	BA	BB	C	D	DH	E	EB	ED	F	G	GA	H	HA	K	L
63	100	31	125	116	87	80	22	80	40	11	M4X12	23	18	2.5	4	8.5	12.5	63	7	6X10	215
71	112	33	140	130	99	90	27	90	45	14	M5X12	30	28	.2.5	5	11	16	71	7	6X12	240
80	125	35	157	158	129	100	31	125	50	19	M6X16	40	30	5	6	15.5	21.5	80	8	10X14	290
90S	140	37	173	175	140	100	31.5	125	56	24	M8X19	50	40	5	8	20	27	90	10	10X14	325
90L	140	37	173	175	140	125	31.5	150	56	24	M8X19	50	40	5	8	20	27	90	10	10X14	350
100L	160	40	193	198	156	140	39	172	63	28	M10X22	60	50	5	8	24	31	100	11	12X16	398
112M	190	41	227	219	166	140	43	180	70	28	M10X22	60	50	5	8	24	31	112	12	12X16	447
132S	216	51	262	258	188	140	46	186	89	38	M12X28	80	65	7.5	10	33	41	132	15	12X16	475
132M	216	51	262	258	188	178	46	224	89	38	M12X28	80	65	7.5	10	33	41	132	15	12X16	513
160M	254	55	304	315	242	210	50	260	108	42	M16X36	110	90	10	12	37	45	160	18	15X18	609
160L	254	55	304	315	242	254	50	304	108	42	M16X36	110	90	10	12	37	45	160	18	15X18	653
180M	279	75	350	355	272	241	61	311	121	48	M16X36	110	90	10	14	42.5	51.5	180	22	15X18	727
180L	279	75	350	355	272	279	61	350	121	48	M16X36	110	90	10	14	42.5	51.5	180	22	15X18	765

IM B5 H63-180

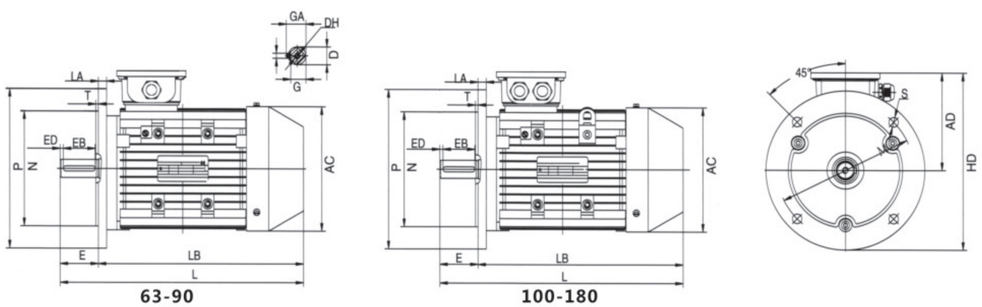

63-90 100-180

型号 Type	AC	AD	D	DH	E	EB	ED	F	G	GA	HD	L	LA	LB	M	N	P	S	T
63	116	87	11	M4X12	23	18	2.5	4	8.5	12.5	158	215	9	192	115	95	140	10	3
71	130	99	14	M5X12	30	28	2.5	5	11	16	177	240	11	210	130	110	160	10	3
80	158	129	19	M6X16	40	30	5	6	15.5	21.5	229	290	12	250	165	130	200	12	3.5
90S	175	140	24	M8X19	50	40	5	8	20	27	240	325	12	275	165	130	200	12	3.5
90L	175	140	24	M8X19	50	40	5	8	20	27	240	350	12	300	165	130	200	12	3.5
100L	198	156	28	M10X22	60	50	5	8	24	31	281	398	13	338	215	180	250	14.5	4
112M	219	166	28	M10X22	60	50	5	8	24	31	291	447	14	387	215	180	250	14.5	4
132S	258	188	38	M12X28	80	65	7.5	10	33	41	338	475	14	395	265	230	300	14.5	4
132M	258	188	38	M12X28	80	65	7.5	10	33	41	338	513	14	433	265	230	300	14.5	4
160M	315	242	42	M16X36	110	90	10	12	37	45	417	609	15	499	286	250	350	18.5	5
160L	315	242	42	M16X36	110	90	10	12	37	45	417	653	15	543	286	250	350	18.5	5
180M	355	272	48	M16X36	110	90	10	14	42.5	51.5	447	727	15	617	300	250	350	18.5	5
180L	355	272	48	M16X36	110	90	10	14	42.5	51.5	447	765	15	655	300	250	350	18.5	5

Y3/IE1 系列三相异步电动机
SERIES THREE PHASE INDUCTION MOTOR





>>> IE1代号说明 IE1 DESIGNATION

Y3 112M-4

- 极数 No.of poles
- 铁芯长度 Core length
- 机座号 Frame size
- IE1(GB1级能效)
- 异步电机代号 Asynchronous motor Code

Y 3 200L-2

- 极数 No.of poles
- 铁芯长度 Core length
- 机座号 Frame size
- IE1(GB1级能效)
- 异步电机代号 Asynchronous motor Code

防护等级 MOTOR IDENTIFICATION SYMBOL

IP-5-5

- 防喷淋 Splashpeoof
- 防尘 Protecting against dust
- 国际防护表征字母 International protection symbol

冷却方式 COOLING METHOD

IC-411

- 全封闭自扇冷式 Totslly-enclosed fan-cooled type
- 国际冷却法 Intermational cooling symbol

>>> Y3 IE1 技术参数 TECHNICAL DATA

SPEED 3000RPM 2-POLE 50HZ

型号 Type	额定功率 Rated Output		额定转速 Rated Speed rpm	效率 Efficiency η% (IE1)	功率因素 Power factor COSΦ	额定电流 Rated current A			额定转矩 Rated Torque Nm	堵转转矩/额定转矩 Ts/Tn	最大转矩/额定转矩 Tmax/Tn	堵转电流/额定电流 Is/In	重量 Weight kg
	Kw	HP				380	400	415					
Y3-631-2	0.18	0.25	2720	65	0.80	0.53	0.5	0.48	0.61	2.2	2.2	5.5	8.2
Y3-632-2	0.25	0.37	2720	68	0.81	0.69	0.66	0.63	0.96	2.2	2.2	5.5	8.5
Y3-711-2	0.37	0.5	2740	70	0.81	0.99	0.94	0.91	1.26	2.2	2.2	6.1	9.6
Y3-712-2	0.55	0.75	2740	73	0.82	1.4	1.33	1.28	1.88	2.2	2.3	6.1	10.2
Y3-801-2	0.75	1.1	2840	72.1	0.83	1.9	1.8	1.74	2.52	2.3	2.4	6.1	13.1
Y3-802-2	1.1	1.5	2840	75.0	0.84	2.65	2.51	2.42	3.7	2.4	2.4	6.3	14.3
Y3-90S-2	1.5	2.2	2840	77.2	0.84	3.51	3.33	3.21	5.04	2.3	2.3	6.5	18.5
Y3-90L-2	2.2	3	2840	79.7	0.85	4.93	4.68	4.51	7.4	2.4	2.5	6.8	21.8
Y3-100L-2	3	4	2860	81.5	0.87	6.41	6.09	5.87	10	2.4	2.4	6.9	29.5
Y3-112M-2	4	5.5	2880	83.1	0.88	8.29	7.88	7.59	13.26	2.3	2.4	7.0	35.6
Y3-132S1-2	5.5	7.5	2900	84.7	0.88	11.2	10.6	10.3	18.11	2.2	2.3	7.2	56.5
Y3-132S2-2	7.5	10	2900	86.0	0.88	15.0	14.3	13.8	24.7	2.3	2.4	6.9	44.1
Y3-160M1-2	11	15	2930	87.6	0.89	21.4	20.3	19.6	35.85	2.2	2.3	6.8	102
Y3-160M2-2	15	20	2930	88.7	0.89	28.8	27.4	26.4	48.89	2.3	2.3	7.0	112
Y3-160L-2	18.5	25	2930	89.3	0.90	34.9	33.2	32.0	60.3	2.4	2.5	7.0	124
Y3-180M-2	22	30	2940	89.9	0.90	41.2	39.2	37.7	71.46	2.3	2.3	6.9	160
Y3-200L1-2	30	40	2950	90.7	0.90	55.8	53.0	51.1	97.12	2.2	2.3	7.1	210
Y3-200L2-2	37	50	2950	91.2	0.90	68.4	65.0	62.6	119.8	2.3	2.4	7.1	222
Y3-225M-2	45	60	2960	91.7	0.90	82.7	78.5	75.7	145.2	2.3	2.5	6.8	270
Y3-250M-2	55	75	2965	92.1	0.90	101	95.7	92.2	177.2	2.1	2.2	6.8	355
Y3-280S-2	75	100	2970	92.7	0.90	137	130	125	241.2	2.3	2.3	7.1	482
Y3-280M-2	90	125	2970	93.0	0.91	161	153	147	289.4	2.2	2.4	7.1	552
Y3-315S-2	110	150	2975	93.3	0.91	197	187	180	353.1	2.2	2.3	7.1	875
Y3-315M-2	132	180	2975	93.5	0.91	235	224	216	423.7	2.3	2.4	6.9	960
Y3-315L1-2	160	200	2975	93.8	0.92	281	267	258	513.6	2.2	2.3	7.0	1001
Y3-315L2-2	200	270	2975	94.0	0.92	351	333	321	642	2.2	2.3	7.0	1080
Y3-355M-2	250	340	2980	94.0	0.92	438	416	401	801.2	2.2	2.3	7.0	1850
Y3-355L-2	315	430	2980	94.0	0.92	552	524	505	1009	2.2	2.3	7.0	2200

>>> Y3 IE1 技术参数 TECHNICAL DATA

SPEED 1500RPM 4-POLE 50HZ

型号 Type	额定功率 Rated Output		额定转速 Rated Speed rpm	效率 Efficiency η% (IE1)	功率因素 Power factor COSΦ	额定电流 Rated current A			额定转矩 Rated Torque Nm	堵转转矩/额定转矩 Ts/Tn	最大转矩/额定转矩 Tmax/Tn	堵转电流/额定电流 Is/In	重量 Weight kg
	Kw	HP				380	400	415					
Y3-631-4	0.12	0.17	1310	57.0	0.72	0.44	0.42	0.41	0.84	2.1	2.2	4.4	8.5
Y3-632-4	0.18	0.25	1310	60.0	0.73	0.62	0.59	0.57	1.26	2.1	2.2	4.4	8.9
Y3-711-4	0.25	0.37	1330	65.0	0.74	0.79	0.75	0.72	1.73	2.1	2.2	5.2	11.2
Y3-712-4	0.37	0.5	1330	67.0	0.75	1.12	1.06	1.02	2.54	2.1	2.2	5.2	11.8
Y3-801-4	0.55	0.75	1390	71.1	0.75	1.57	1.49	1.43	3.78	2.4	2.3	5.2	13.8
Y3-802-4	0.75	1	1390	72.1	0.76	2.08	1.97	1.90	5.15	2.3	2.3	6.1	14.5
Y3-90S-4	1.1	1.5	1390	75.0	0.77	2.89	2.74	2.64	7.56	2.3	2.4	6.3	17.3
Y3-90L-4	1.5	2	1390	77.2	0.79	3.73	3.55	3.42	10.31	2.4	2.4	6.1	23.0
Y3-100L1-4	2.2	3	1390	79.7	0.81	5.17	4.91	4.74	15.12	2.3	2.4	6.5	30.3
Y3-100L2-4	3	4	1410	81.5	0.82	6.81	6.47	6.24	20.32	2.5	2.5	6.5	31.5
Y3-112M-4	4	5.5	1410	93.1	0.82	8.91	8.46	8.16	27.09	2.4	2.4	7.0	38.0
Y3-132S-4	5.5	7.5	1435	84.7	0.83	11.9	11.3	10.9	36.6	2.3	2.4	7.0	61.5
Y3-132M-4	7.5	10	1440	86.0	0.84	15.7	15.0	14.4	49.74	2.3	2.3	7.0	70.5
Y3-160M-4	11	15	1440	87.6	0.84	22.7	21.6	20.8	72.95	2.2	2.3	6.5	115
Y3-160L-4	15	20	1460	88.7	0.85	30.2	28.7	27.6	98.12	2.2	2.2	7.2	128
Y3-180M-4	18.5	25	1460	89.3	0.86	36.4	34.5	33.3	121	2.2	2.3	7.5	160
Y3-180L-4	22	30	1470	89.9	0.86	43.1	41.0	39.5	142.9	2.2	2.3	7.2	177
Y3-200L-4	30	40	1470	90.7	0.86	58.4	55.5	53.4	194.9	2.3	2.4	7.1	238
Y3-225S-4	37	50	1470	31.2	0.87	70.8	67.2	64.8	240.4	2.2	2.2	7.1	250
Y3-225M-4	45	60	1475	91.7	0.87	85.7	81.4	78.5	291.4	2.3	2.3	6.9	270
Y3-250M-4	55	75	1475	92.1	0.87	104	98.9	95.3	356.1	2.1	2.2	6.8	387
Y3-280S-4	75	100	1480	92.7	0.87	141	134	129	484	2.2	2.2	7.5	498
Y3-280M-4	90	125	1480	93.0	0.87	169	160	154	530.7	2.1	2.2	7.2	550
Y3-315S-4	110	150	1480	93.3	0.88	203	193	186	709.8	2.2	2.2	6.9	801
Y3-315M-4	132	180	1480	93.5	0.88	243	231	223	851.8	2.1	2.2	6.9	895
Y3-315L1-4	160	200	1480	93.8	0.89	291	276	266	1032	2.1	2.2	6.7	957
Y3-315L2-4	200	270	1480	94.0	0.89	363	345	332	1291	2.1	2.2	6.9	1002
Y3-355M-4	250	340	1490	94.0	0.90	449	426	411	1602	2.2	2.2	6.9	1660
Y3-355L-4	315	430	1490	94.0	0.90	565	537	517	2019	2.1	2.2	6.9	1850

>>> Y3 IE1 技术参数 TECHNICAL DATA

SPEED 1000RPM 6-POLE 50HZ

型号 Type	额定功率 Rated Output		额定转速 Rated Speed rpm	效率 Efficiency η% (IE1)	功率因素 Power factor COSΦ	额定电流 Rated current A			额定转矩 Rated Torque Nm	堵转转矩/额定转矩 Ts/Tn	最大转矩/额定转矩 Tmax/Tn	堵转电流/额定电流 Is/In	重量 Weight kg
	Kw	HP				380	400	415					
Y3-711-6	0.18	0.25	850	56.0	0.66	0.74	0.7	0.68	1.91	1.9	2.0	4.4	9.0
Y3-712-6	0.25	0.37	850	59.0	0.68	0.95	0.9	0.87	2.65	1.9	2.0	4.0	9.5
Y3-801-6	0.37	0.5	885	62.0	0.7	1.3	1.23	1.19	3.93	1.9	2.0	4.7	12.3
Y3-802-6	0.55	0.75	885	65.0	0.72	1.78	1.69	1.63	5.84	1.9	2.1	4.7	13.5
Y3-90S-6	0.75	1	910	70.0	0.72	2.26	2.15	2.07	7.89	2.1	2.1	5.5	17.5
Y3-90L-6	1.1	1.5	910	72.9	0.73	3.14	2.98	2.87	11.54	2.0	2.1	5.5	20.0
Y3-100L-6	1.5	2	920	75.2	0.75	4.04	3.83	3.70	15.57	2.0	2.0	6.0	29.0
Y3-112M-6	2.2	3	935	77.7	0.76	5.65	5.36	5.17	22.47	2.2	2.2	6.0	38.0
Y3-132S-6	3	4	960	79.7	0.76	7.52	7.14	6.88	29.84	2.0	2.1	6.5	59.0
Y3-132M1-6	4	5.5	960	81.4	0.76	9.80	9.31	8.97	39.79	2.0	2.1	6.5	68.0
Y3-132M2-6	5.5	7.5	960	83.1	0.77	13.1	12.4	12.0	54.71	2.2	2.2	6.5	77.0
Y3-160M-6	7.5	10	970	84.7	0.77	17.4	16.6	16.0	73.84	2.0	2.1	6.7	105
Y3-160L-6	11	15	970	86.4	0.78	22.2	21.1	20.3	108.3	2.2	2.3	6.7	140.0
Y3-180L-6	15	20	970	87.7	0.81	32.0	30.4	29.3	147.7	2.1	2.2	6.7	170
Y3-200L1-6	18.5	25	980	88.6	0.81	39.1	37.2	35.8	180.3	2.2	2.2	6.7	191
Y3-200L2-6	22	30	980	89.2	0.83	45.1	42.8	41.3	214.4	2.1	2.2	6.7	218
Y3-225M-6	30	40	980	90.2	0.84	60.1	57.1	55.0	292.3	2.1	2.1	7.0	255
Y3-250M-6	37	50	980	90.8	0.86	71.9	68.3	65.8	360.6	2.1	2.2	7.0	358
Y3-280S-6	45	60	980	91.4	0.86	86.8	82.5	79.5	438.5	2.0	2.1	7.0	475
Y3-280M-6	55	75	980	91.9	0.86	106	100	96.7	536	2.1	2.2	7.0	520
Y3-315S-6	75	100	985	92.6	0.86	143	136	131	727.2	2.1	2.2	7.0	742
Y3-315M-6	90	125	985	92.9	0.86	171	162	156	872.6	2.0	2.1	6.7	815
Y3-315L1-6	110	150	985	93.3	0.86	203	197	190	1066	2.0	2.1	6.7	898
Y3-315L2-6	132	180	985	93.5	0.87	246	234	226	1280	2.0	2.1	6.7	947
Y3-355M1-6	160	200	985	93.8	0.88	295	280	270	1551	1.9	2.0	6.7	1500
Y3-355M2-6	200	270	985	94.0	0.88	367	349	336	1939	1.9	2.0	6.7	1500
Y3-355L-6	250	340	985	94.0	0.88	459	436	420	2424	1.9	2.0	6.7	1650

>>> Y3 IE1 技术参数 TECHNICAL DATA

SPEED 750RPM 8-POLE 50HZ

型号 Type	额定功率 Rated Output		额定转速 Rated Speed rpm	效率 Efficiency η% (IE1)	功率因素 Power factor COSΦ	额定电流 Rated current A			额定转矩 Rated Torque Nm	堵转转矩/额定转矩 Ts/Tn	最大转矩/额定转矩 Tmax/Tn	堵转电流/额定电流 Is/In	重量 Weight kg
	Kw	HP				380	400	415					
Y3-801-8	0.18	0.25	645	51.0	0.61	0.88	0.84	0.8	2.49	1.8	1.9	3.3	11.2
Y3-802-8	0.25	0.37	645	54.0	0.61	1.15	1.1	1.06	3.46	1.8	1.9	3.3	13.0
Y3-90S-8	0.37	0.5	670	62.0	0.61	1.49	1.41	1.36	5.12	1.8	1.9	4.9	18.5
Y3-90L-8	0.55	0.75	670	63.0	0.61	2.17	2.07	1.99	7.61	1.8	2	4	19.7
Y3-100L1-8	0.75	1	680	71.0	0.67	2.4	2.28	2.19	10.23	1.8	2	4	28.5
Y3-100L2-8	1.1	1.5	680	73.0	0.69	3.32	3.15	3.04	15	1.8	2	5	30.0
Y3-112M-8	1.5	2	690	75.0	0.69	4.4	4.18	4.03	20.46	1.8	2	5	38.0
Y3-132S-8	2.2	3	705	78.0	0.71	6.04	5.73	5.53	29.59	1.8	2	6	61.5
Y3-132M-8	3	4	705	79.0	0.73	7.9	7.51	7.24	40.35	1.8	2	6	75.0
Y3-160M1-8	4	5.5	720	81.0	0.73	10.3	9.76	9.41	53.06	1.9	2	6	101
Y3-160M2-8	5.5	7.5	720	83.0	0.74	13.6	12.9	12.5	72.59	2	2	6	110
Y3-160L-8	7.5	10	720	85.5	0.75	17.8	16.9	16.3	99.5	2	2	6	138
Y3-180L-8	11	15	730	87.5	0.76	25.1	23.9	23	143.9	2	2	6	147
Y3-200L-8	15	20	730	88.0	0.76	34.1	32.4	31.2	196.23	2	2	6.6	213
Y3-225S-8	18.5	25	730	90.0	0.76	41.1	39	37.6	242.02	1.9	2	6.6	227
Y3-225M-8	22	30	730	90.5	0.78	47.4	45	43.4	287.81	1.9	2	6.6	250
Y3-250M-8	30	40	735	91.0	0.79	735	63.4	60.2	382.47	1.9	2	6.6	350
Y3-280S-8	37	50	735	91.5	0.79	77.8	73.9	71.2	484.04	1.9	2	6.6	457
Y3-280M-8	45	60	735	92.0	0.79	94.1	89.4	86.1	580.74	1.8	2	6.6	520
Y3-315S-8	55	75	735	92.8	0.81	111	106	102	709.80	1.8	2	6.6	815
Y3-315M-8	75	100	735	93.0	0.81	151	144	139	967.91	1.8	2	6.6	906
Y3-315L1-8	90	125	735	93.8	0.82	178	169	163	1161.49	1.8	2	6.6	987
Y3-315L2-8	110	150	735	94.0	0.82	217	106	199	1419.60	1.8	2	6.4	995
Y3-355M1-8	132	180	740	93.7	0.82	261	248	239	1692.08	1.8	2	6.4	1700
Y3-355M2-8	160	220	740	94.2	0.82	315	299	288	2051.00	1.8	2	6.4	1850
Y3-355L-8	200	270	740	94.5	0.83	387	368	355	2563.38	1.8	2	6.4	1930

>>> Y3 IE1 安装及外形尺寸 MOUNTING AND OVERALL DIMENSIONS

IM B3 H63-355

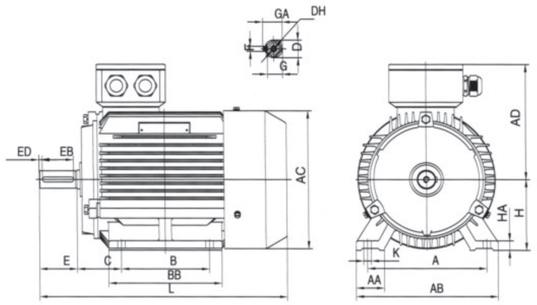

63-132

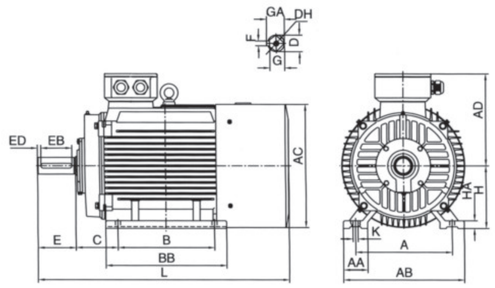

160-355

型号 Type	极数 Pole	A	AA	AB	AC	AD	B	BB	C	D	DH	E	EB	ED	F	G	GA	H	HA	K	L
63	2,4,6	100	30	130	120	113	80	110	40	11	M4X12	23	16	3.5	4	8.5	12.5	63	8	4-Φ7	217
71	2,4,6	112	32	144	136	119	90	120	45	14	M5X12	30	25	2.5	5	11	16	71	8	4-Φ7	242
80	2,4,6,8	125	34	160	155.4	131	100	130	50	19	M6X16	40	30	5	6	15.5	21.5	80	10	4-Φ10	284
90S	2,4,6,8	140	36	176	175.4	148	100	130	56	24	M819	50	40	5	8	20	27	90	12	4-Φ10	308
90L	2,4,6,8	140	36	176	175.4	148	125	155	56	24	M8X19	50	40	5	8	20	27	90	12	4-Φ10	333
100L	2,4,6,8	160	40	200	195.4	162	140	176	63	28	M10X22	60	50	5	8	24	31	100	14	4-Φ12	380
112M	2,4,6,8	190	45	226	219.4	183	140	180	70	28	M10X22	60	50	5	8	24	31	112	15	4-Φ12	394
132S	2,4,6,8	216	55	262	258.4	203	140	200	89	38	M12X28	80	65	7.5	10	33	41	132	18	4-Φ12	470
132M	4,6,8	216	55	262	258.4	203	178	238	89	38	M12X28	80	65	7.5	10	33	41	132	18	4-Φ12	508
160M	2,4,6,8	254	65	314	314	251	210	260	108	42	M16X36	110	90	10	12	37	45	160	20	4-Φ14.5	608
160L	2,4,6,8	254	65	314	314	251	254	304	108	42	M16X36	110	90	10	12	37	45	160	20	4-Φ14.5	652
180M	2,4,8	279	70	349	355	267	241	311	121	48	M16X36	110	90	10	14	42.5	51.5	180	22	4-Φ14.5	688
180L	4,6,8	279	70	349	355	267	279	349	121	48	M16X36	110	90	10	14	42.5	51.5	180	22	4-Φ14.5	726
200L	2,4,6,8	318	70	388	397	299	305	369	133	55	M20X42	110	100	5	16	49	59	200	25	4-Φ16.5	771
225S	4,8	356	75	431	446	322	386	368	149	60	M20X42	140	125	7.5	18	53	64	225	28	4-Φ18.5	824
225M	2	356	75	431	446	322	311	393	149	55	M20X42	110	100	5	16	49	59	225	28	4-Φ18.5	819
225M	4,6,8	356	75	431	446	322	311	393	149	60	M20X42	140	125	7.5	18	53	64	225	28	4-Φ18.5	849
250M	2	406	80	484	485	358	349	445	168	60	M20X42	140	125	7.5	18	53	64	250	30	4-Φ24	910
250M	4,6,8	406	80	484	485	358	349	445	168	65	M20X42	140	125	7.5	18	58	69	250	30	4-Φ24	910
280S	2	457	85	542	547	387	368	485	190	65	M20X42	140	125	7.5	18	58	69	280	35	4-Φ24	982
280S	4,6,8	457	85	542	547	387	368	485	190	75	M20X42	140	125	7.5	20	67.5	79.5	280	35	4-Φ24	982
280M	2	457	85	542	547	387	419	536	190	65	M20X42	140	125	7.5	18	58	69	280	35	4-Φ24	1033
280M	4,6,8	457	85	542	547	387	419	536	190	75	M20X42	140	125	7.5	20	67.5	79.5	280	35	4-Φ24	1033
315S	2	508	120	628	620	527	406	570	216	65	M20X42	140	125	7.5	18	58	69	315	45	4-Φ28	1178
315S	4,6,8,10	508	120	628	620	527	406	570	216	80	M20X42	170	160	5	22	71	85	315	45	4-Φ28	1208
315M	2	508	120	628	620	527	457	680	216	65	M20X42	140	125	7.5	18	58	69	315	45	4-Φ28	1288
315M	4,6,8,10	508	120	628	620	527	457	680	216	80	M20X42	170	160	5	22	71	85	315	45	4-Φ28	1318
315L	2	508	120	628	620	527	508	680	216	65	M20X42	140	125	7.5	18	58	69	315	45	4-Φ28	1288
315L	4,6,8,10	508	120	628	620	527	508	680	216	80	M20X42	170	160	5	22	71	85	315	45	4-Φ28	1318
355M	2	610	116	726	698	642	560	750	254	75	M20X50	140	130	5	20	67.5	79.5	355	52	6-Φ28	1486
355M	4,6,8,10	610	116	726	698	642	560	750	254	95	M20X50	170	160	5	25	86	100	355	52	6-Φ28	1516
355L	2	610	116	726	698	642	630	750	254	75	M20X50	140	130	5	20	67.5	79.5	355	52	6-Φ28	1486
355L	4,6,8,10	610	116	726	698	642	630	750	254	95	M20X50	170	160	5	25	86	100	355	52	6-Φ28	1516

>>> Y3 IE1 安装及外形尺寸 MOUNTING AND OVERALL DIMENSIONS

IM B5 H63-355

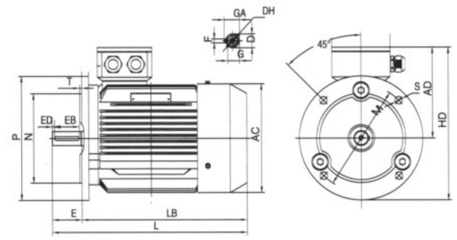

63-132

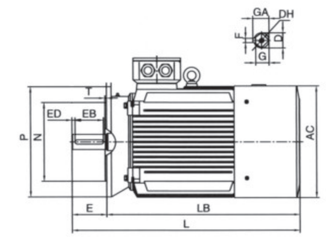

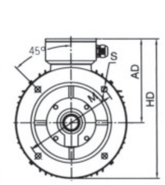

160-200

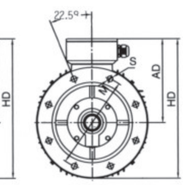

225-355

型号 Type	极数 Pole	AC	AD	D	DH	E	EB	ED	F	G	GA	HD	L	LB	M	N	P	S	T
63	2,4,6	120	113	11	M4X12	23	16	3.5	4	8.5	12.5	183	217	194	115	95	140	10	3
71	2,4,6	136	119	14	M5X12	30	25	2.5	5	11	16	199	242	212	130	110	160	10	3.5
80	2,4,6,8	155.4	131	19	M6X16	40	30	5	6	15.5	21.5	231	284	244	165	130	200	12	3.5
90S	2,4,6,8	175.4	148	24	M819	50	40	5	8	20	27	248	308	258	165	130	200	12	3.5
90L	2,4,6,8	175.4	148	24	M8X19	50	40	5	8	20	27	248	333	283	165	130	200	12	3.5
100L	2,4,6,8	195.4	162	28	M10X22	60	50	5	8	24	31	287	380	320	215	180	250	14.5	4
112M	2,4,6,8	219.4	183	28	M10X22	60	50	5	8	24	31	308	394	334	215	180	250	14.5	4
132S	2,4,6,8	258.4	203	38	M12X28	80	65	7.5	10	33	41	353	470	390	265	230	300	14.5	4
132M	4,6,8	258.4	203	38	M12X28	80	65	7.5	10	33	41	353	508	428	265	230	300	14.5	4
160M	2,4,6,8	314	251	42	M16X36	110	90	10	12	37	45	426	608	498	300	250	350	18.5	5
160L	2,4,6,8	314	251	42	M16X36	110	90	10	12	37	45	426	652	542	300	250	350	18.5	5
180M	2,4,8	355	267	48	M16X36	110	90	10	14	42.5	51.5	444.5	688	578	300	250	350	18.5	5
180L	4,6,8	355	267	48	M16X36	110	90	10	14	42.5	51.5	444.5	726	616	300	250	350	18.5	5
200L	2,4,6,8	397	299	55	M20X42	110	100	5	16	49	59	499	771	661	350	300	400	18.5	5
225S	4,8	446	322	60	M20X42	140	125	7.5	18	53	64	547	824	684	400	350	450	18.5	5
225M	2	446	322	55	M20X42	110	100	5	16	49	59	547	819	709	400	350	450	18.5	5
225M	4,6,8	446	322	60	M20X42	140	125	7.5	18	53	64	547	849	709	400	350	450	18.5	5
250M	2	485	358	60	M20X42	140	125	7.5	18	53	64	633	910	770	500	450	550	18.5	5
250M	4,6,8	485	358	65	M20X42	140	125	7.5	18	58	69	633	910	770	500	450	550	18.5	5
280S	2	547	387	65	M20X42	140	125	7.5	18	58	69	662	982	842	500	450	550	18.5	5
280S	4,6,8	547	387	75	M20X42	140	125	7.5	20	67.5	79.5	662	982	842	500	450	550	18.5	5
280M	2	547	387	65	M20X42	140	125	7.5	18	58	69	662	1033	842	500	450	550	18.5	5
280M	4,6,8	547	387	75	M20X42	140	125	7.5	20	67.5	79.5	662	1033	893	500	450	550	18.5	5
315S	2	620	527	65	M20X42	140	125	7.5	18	58	69	857	1178	1038	600	550	660	24	6
315S	4,6,8,10	620	527	80	M20X42	170	160	5	22	71	85	857	1208	1038	600	550	660	24	6
315M	2	620	527	65	M20X42	140	125	7.5	18	58	69	857	1288	1148	600	550	660	24	6
315M	4,6,8,10	620	527	80	M20X42	170	160	5	22	71	85	857	1318	1148	600	550	660	24	6
315L	2	620	527	65	M20X42	140	125	7.5	18	58	69	857	1288	1148	600	550	660	24	6
315L	4,6,8,10	620	527	80	M20X42	170	160	5	22	71	85	857	1318	1148	600	550	660	24	6
355M	2	698	642	75	M20X50	140	130	5	20	67.5	79.5	1042	1486	1346	740	680	800	24	6
355M	4,6,8,10	698	642	95	M20X50	170	160	5	25	86	100	1042	1516	1346	740	680	800	24	6
355L	2	698	642	75	M20X50	140	130	5	20	67.5	79.5	1042	1486	1346	740	680	800	24	6
355L	4,6,8,10	698	642	95	M20X50	170	160	5	25	86	100	1042	1516	1346	740	680	800	24	6

>>> Y3 IE1 安装及外形尺寸 MOUNTING AND OVERALL DIMENSIONS

IM B35 H63-355

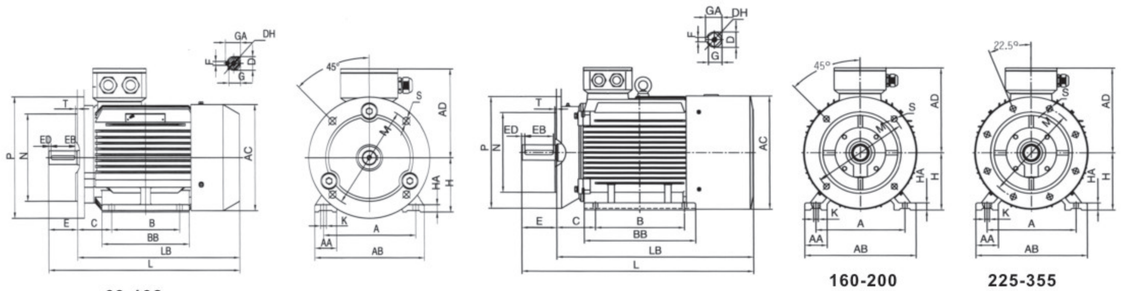

63-132 160-200 225-355

型号 Type	极数 Pole	A	AA	AB	AC	AD	B	BB	C	D	DH	E	EB	ED	F	G	GA	H	HA	K	L	LB	M	N	P	S	T
63	2,4,6	100	30	130	120	113	80	110	40	11	M4X12	23	16	3.5	4	8.5	12.5	63	8	4-Φ7	217	194	115	95	140	10	3
71	2,4,6	112	32	144	136	119	90	120	45	14	M5X12	30	25	2.5	5	11	16	71	8	4-Φ7	242	212	130	110	160	10	3.5
80	2,4,6,8	125	34	160	155.4	131	100	130	50	19	M6X16	40	30	5	6	15.5	21.5	80	10	4-Φ10	284	244	165	130	200	12	3.5
90S	2,4,6,8	140	36	176	175.4	148	100	130	56	24	M819	50	40	5	8	20	27	90	12	4-Φ10	308	258	165	130	200	12	3.5
90L	2,4,6,8	140	36	176	175.4	148	125	155	56	24	M8X19	50	40	5	8	20	27	90	12	4-Φ10	333	283	165	130	200	12	3.5
100L	2,4,6,8	160	40	200	195.4	162	140	176	63	28	M10X22	60	50	5	8	24	31	100	14	4-Φ12	380	320	215	180	250	14.5	4
112M	2,4,6,8	190	45	226	219.4	183	140	180	70	28	M10X22	60	50	5	8	24	31	112	15	4-Φ12	394	334	215	180	250	14.5	4
132S	2,4,6,8	216	55	262	258.4	203	140	200	89	38	M12X28	80	65	7.5	10	33	41	132	18	4-Φ12	470	390	265	230	300	14.5	4
132M	4,6,8	216	55	262	258.4	203	178	238	89	38	M12X28	80	65	7.5	10	33	41	132	18	4-Φ12	508	428	265	230	300	14.5	4
160M	2,4,6,8	254	65	314	314	251	210	260	108	42	M16X36	110	90	10	12	37	45	160	20	4-Φ14.5	608	498	300	250	350	18.5	5
160L	2,4,6,8	254	65	314	314	251	254	304	108	42	M16X36	110	90	10	12	37	45	160	20	4-Φ14.5	652	542	300	250	350	18.5	5
180M	2,4,8	279	70	349	355	267	241	311	121	48	M16X36	110	90	10	14	42.5	51.5	180	22	4-Φ14.5	688	578	300	250	350	18.5	5
180L	4,6,8	279	70	349	355	267	279	349	121	48	M16X36	110	90	10	14	42.5	51.5	180	22	4-Φ14.5	726	616	300	250	350	18.5	5
200L	2,4,6,8	318	70	388	397	299	305	369	133	55	M20X42	110	100	5	16	49	59	200	25	4-Φ16.5	771	661	350	300	400	18.5	5
225S	4,8	356	75	431	446	322	386	368	149	60	M20X42	140	125	7.5	18	53	64	225	28	4-Φ18.5	824	684	400	350	450	18.5	5
225M	2	356	75	431	446	322	311	393	149	55	M20X42	110	100	5	16	49	59	225	28	4-Φ18.5	819	709	400	350	450	18.5	5
225M	4,6,8	356	75	431	446	322	311	393	149	60	M20X42	140	125	7.5	18	53	64	225	28	4-Φ18.5	849	709	400	350	450	18.5	5
250M	2	406	80	484	485	358	349	445	168	60	M20X42	140	125	7.5	18	53	64	250	30	4-Φ24	910	770	500	450	550	18.5	5
250M	4,6,8	406	80	484	485	358	349	445	168	65	M20X42	140	125	7.5	18	58	69	250	30	4-Φ24	910	770	500	450	550	18.5	5
280S	2	457	85	542	547	387	368	485	190	65	M20X42	140	125	7.5	18	58	69	280	35	4-Φ24	982	842	500	450	550	18.5	5
280S	4,6,8	457	85	542	547	387	368	485	190	75	M20X42	140	125	7.5	20	67.5	79.5	280	35	4-Φ24	982	842	500	450	550	18.5	5
280M	2	457	85	542	547	387	419	536	190	65	M20X42	140	125	7.5	18	58	69	280	35	4-Φ24	1033	893	500	450	550	18.5	5
280M	4,6,8	457	85	542	547	387	419	536	190	75	M20X42	140	125	7.5	20	67.5	79.5	280	35	4-Φ24	1033	893	500	450	550	18.5	5
315S	2	508	120	628	620	527	406	570	216	65	M20X42	140	125	7.5	18	58	69	315	45	4-Φ28	1178	1038	600	550	660	24	6
315S	4,6,8,10	508	120	628	620	527	406	570	216	80	M20X42	170	160	5	22	71	85	315	45	4-Φ28	1208	1038	600	550	660	24	6
315M	2	508	120	628	620	527	457	680	216	65	M20X42	140	125	7.5	18	58	69	315	45	4-Φ28	1288	1148	600	550	660	24	6
315M	4,6,8,10	508	120	628	620	527	457	680	216	80	M20X42	170	160	5	22	71	85	315	45	4-Φ28	1318	1148	600	550	660	24	6
315L	2	508	120	628	620	527	508	680	216	65	M20X42	140	125	7.5	18	58	69	315	45	4-Φ28	1288	1148	600	550	660	24?	6
315L	4,6,8,10	508	120	628	620	527	508	680	216	80	M20X42	170	160	5	22	71	85	315	45	4-Φ28	1318	1148	600	550	660	24	6
355M	2	610	116	726	698	642	560	750	254	75	M20X50	140	130	5	20	67.5	79.5	355	52	6-Φ28	1486	1346	740	680	800	24	6
355M	4,6,8,10	610	116	726	698	642	560	750	254	95	M20X50	170	160	5	25	86	100	355	52	6-Φ28	1516	1346	740	680	800	24	6
355L	2	610	116	726	698	642	630	750	254	75	M20X50	140	130	5	20	67.5	79.5	355	52	6-Φ28	1486	1346	740	680	800	24	6
355L	4,6,8,10	610	116	726	698	642	630	750	254	95	M20X50	170	160	5	25	86	100	355	52	6-Φ28	1516	1346	740	680	800	24	6

Y3/IE1 迪克电机 DICK CISCO

>>> Y3 IE1 安装及外形尺寸 MOUNTING AND OVERALL DIMENSIONS

IM V1 H160-355

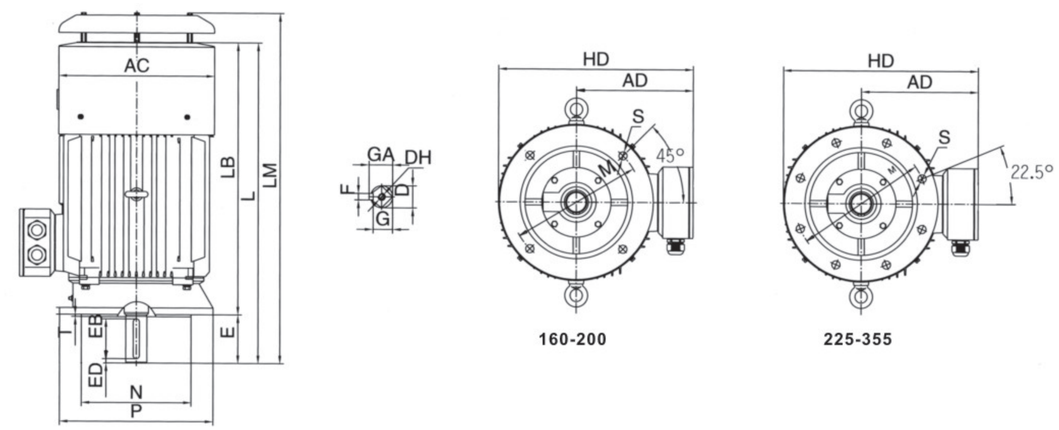

160-200 225-355

型号 Type	极数 Pole	AC	AD	D	DH	E	EB	ED	F	G	GA	HD	L	LB	LM	M	N	P	S	T
160M	2,4,6,8	314	251	42	M16X36	110	90	10	12	37	45	426	608	498	670	300	250	350	18.5	5
160L	2,4,6,8	314	251	42	M16X36	110	90	10	12	37	45	426	652	542	714	300	250	350	18.5	5
180M	2,4,8	355	267	48	M16X36	110	90	10	14	42.5	51.5	444.5	688	578	760	300	250	350	18.5	5
180L	4,6,8	355	267	48	M16X36	110	90	10	14	42.5	51.5	444.5	726	616	798	300	250	350	18.5	5
200L	2,4,6,8	397	299	55	M20X42	110	100	5	16	49	59	499	771	661	845	350	300	400	18.5	5
225S	4,8	446	322	60	M20X42	140	125	7.5	18	53	64	547	824	684	898	400	350	450	18.5	5
225M	2	446	322	55	M20X42	110	100	5	16	49	59	547	819	709	893	400	350	450	18.5	5
225M	4,6,8	446	322	60	M20X42	140	125	7.5	18	53	64	547	849	709	893	400	350	450	18.5	5
250M	2	485	358	60	M20X42	140	125	7.5	18	53	64	633	910	770	986	500	450	550	18.5	5
250M	4,6,8	485	358	65	M20X42	140	125	7.5	18	58	69	633	910	770	986	500	450	550	18.5	5
280S	2	547	387	65	M20X42	140	125	7.5	18	58	69	662	982	842	1058	500	450	550	18.5	5
280S	4,6,8	547	387	75	M20X42	140	125	7.5	20	67.5	79.5	662	982	842	1058	500	450	550	18.5	5
280M	2	547	387	65	M20X42	140	125	7.5	18	58	69	662	1033	893	1109	500	450	550	18.5	5
280M	4,6,8	547	387	75	M20X42	140	125	7.5	20	67.5	79.5	662	1033	893	1109	500	450	550	18.5	5
315S	2	620	527	65	M20X42	140	125	7.5	18	58	69	857	1178	1038	1259	600	550	660	24	6
315S	4,6,8,10	620	527	80	M20X42	170	160	5	22	71	85	857	1208	1038	1289	600	550	660	24	6
315M	2	620	527	65	M20X42	140	125	7.5	18	58	69	857	1288	1148	1369	600	550	660	24	6
315M	4,6,8,10	620	527	80	M20X42	170	160	5	22	71	85	857	1318	1148	1399	600	550	660	24	6
315L	2	620	527	65	M20X42	140	125	7.5	18	58	69	857	1288	1148	1369	600	550	660	24	6
315L	4,6,8,10	620	527	80	M20X42	170	160	5	22	71	85	857	1318	1148	1399	600	550	660	24	6
355M	2	698	642	75	M20X50	140	130	5	20	67.5	79.5	1042	1486	1346	1567	740	680	800	24	6
355M	4,6,8,10	698	642	95	M24X50	170	160	5	25	86	100	1042	1516	1346	1597	740	680	800	24	6
355L	2	698	642	75	M20X50	140	130	5	20	67.5	79.5	1042	1486	1346	1567	740	680	800	24	6
355L	4,6,8,10	698	642	95	M24X50	170	160	5	25	86	100	1042	1516	1346	1597	740	680	800	24	6